



Part No. SWPW4

# 12 litre Portable Trolley Power Sprayer

**Only for use with water-based products including domestic & garden chemicals.**

**NOT suitable for use with solvent based products!**

## Description of contents:

1. Safety Pressure Valve
2. Pump Handle
3. Spray Bottle (12 Litre Capacity)
4. Trolley Wheels
5. Adjustable Spray Nozzle.
- Please Note: This nozzle DOES NOT attach directly to the trigger mechanism**
6. Lance Extension.
7. Nozzle Connector for Lance & Trigger.
8. Adjustable Handle.
9. Interchangeable Brush.
10. Storage Compartment.

## Specifications

Bottle dimensions:

H 96.5cm (38") x W 30.5cm (12") x D 25.5cm (10")

Hose length: 2.5m (98.5").

Lance Length: 66cm (26")

Handle & Trigger: 17.7cm (7")

Brush Length: 38cm (15")

## SAFETY INSTRUCTIONS

Please read and understand these instructions before attempting any use of the Power Sprayer and retain for future reference.

1. Always wear protective clothing, gloves, eye ware and mask when using chemicals.
2. Check all parts prior to use and replace worn or damaged items. Always tighten the connections before operating the equipment.
3. Avoid spraying in strong winds. If spraying in light wind conditions always spray with the wind blowing the spray away from you.
4. Always release pressure (using safety pressure valve (1)), before refilling, servicing or storing.
5. Do not leave sprayer unattended while pressurised.
6. Chemical sprays are dangerous, if swallowed or come in contact with the skin. please always refer to the chemical supplier safety instructions or contact the poisons information centre or a doctor immediately.
7. Never allow children to operate or play with pressurised spray equipment.



**Do not exceed maximum filling level - 12 Litres.**

It is recommended that this power sprayer is restricted in use to water-based products and certain chemicals identified as harmful or irritant and/or carry the following labels.

When using paints, stains, pesticides and other water soluble harmful substances, always observe the instructions and refer to the Safety Data Sheets of the fluids that are being used.

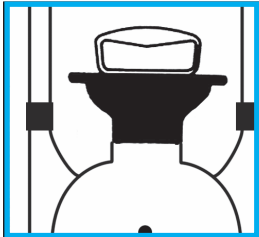
#### ADVISORY WARNING:

It is recommended that this equipment is NOT used for solvent paints, VOC's and chemicals hazardous to health. This includes any chemicals identified as Flammable, Oxidising, Corrosive or Acutely Toxic and/or which carry the following symbols.

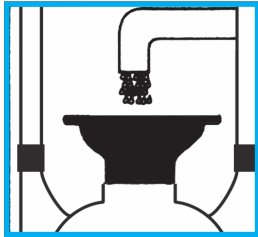


#### General/Usage instructions for use.

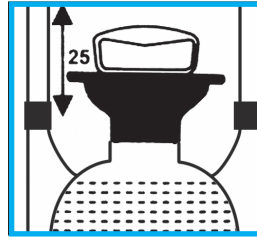
Place the aluminium handle in the supports and adjust to the desired height and tighten the screws to secure.



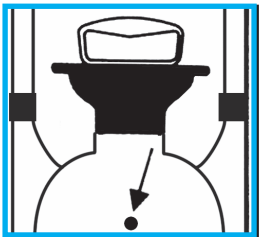
1. Open Lid to fill.



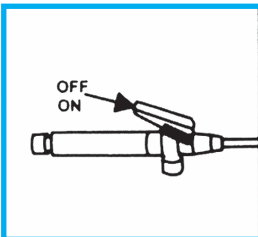
2. Do not exceed maximum filling level 12 Litres.



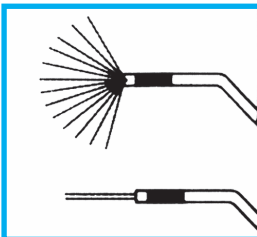
3. Pump handle to generate pressure. Max 25 pumps.



4. Safety pressure relief valve will activate if max pressure is reached.



5. Use On/Off trigger to control spray.



6. Adjust Nozzle at end for either Fine Mist or Direct Spray.



7. Always release pressure (using pressure safety valve (1)), when job is finished. Empty bottle of excess liquid, check product information regarding safe disposal. Always wash thoroughly after using chemical sprays.

#### Streetwize Accessories:

Unit 1, Royce Trading Estate, Ashburton Road West,  
Trafford Park, Manchester M17 1RY

**Sales enquiries:** [sales@streetwizeaccessories.com](mailto:sales@streetwizeaccessories.com)

**Technical enquiries:** [support@streetwizeaccessories.com](mailto:support@streetwizeaccessories.com)  
[www.streetwizeaccessories.com](http://www.streetwizeaccessories.com)