



streetwize

Automotive & Leisure Accessories

Catalogue 2019/2020

streetwize **leisurewize** **EMOVE**[®]


www.streetwizeaccessories.com



leisurewize



 **Welcome**

 **желанный**

 **Vítejte**

 **Hosgeldini**

 **Bienvenue**

 **Bienvenido**

 **Valkommen**

 **Bine ai venit**

 **Willkommen**

 **Welkom**

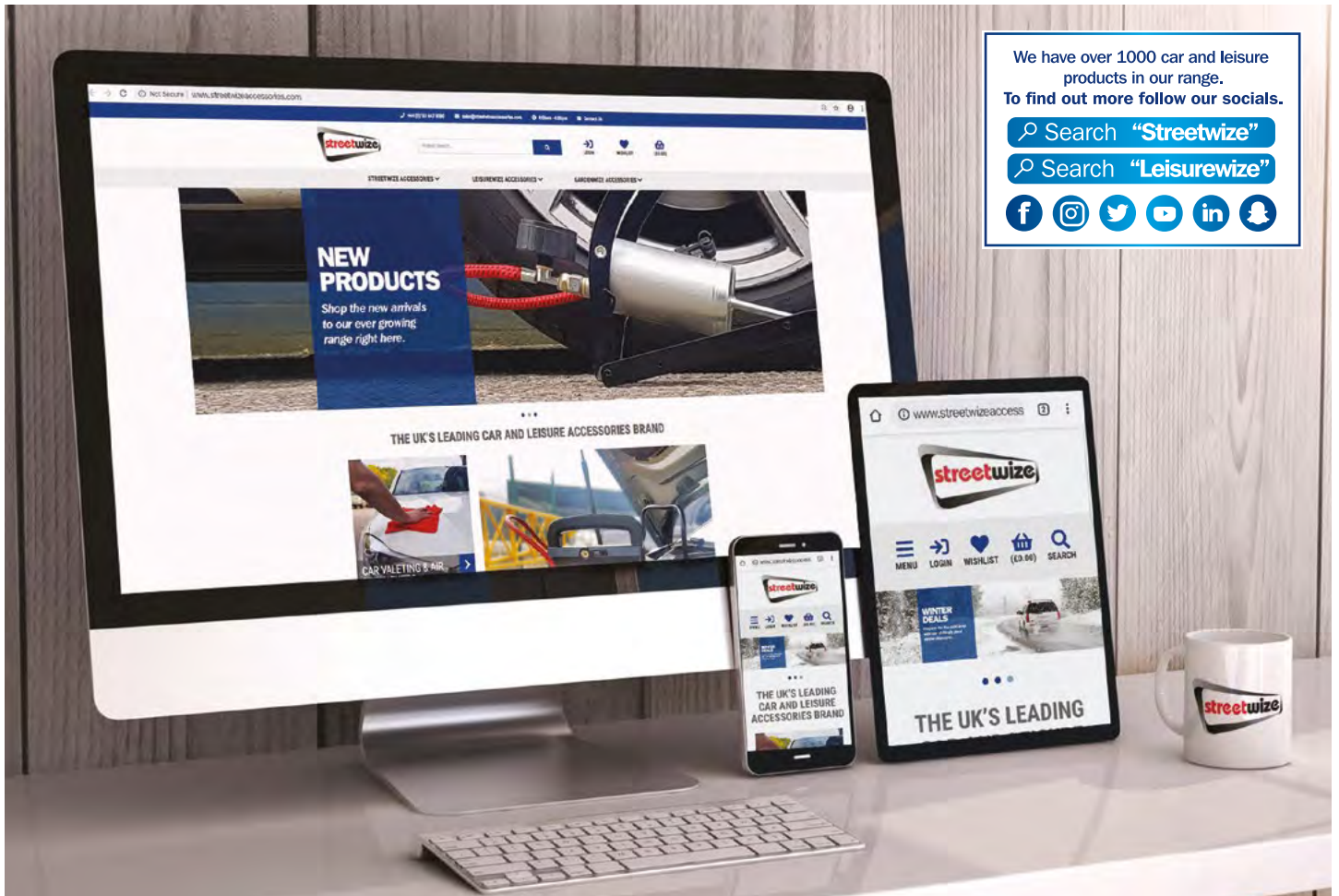
 **Tervetuloa**

 **Üdvözet**

 **Benvenuto**

 **Bem-vindo**

 **Velkommen**




Welcome to Streetwize

Streetwize Accessories was formed in 1986 from small, humble beginnings and has grown into a recognised international brand in over 24 countries. With the company's continued growth, we also added Leisurewize and Gardenwize that have proven to be a huge success.

Our extensive product range has been recognised as both innovative and at the forefront of point-of-sale presentation, achievements we are extremely proud of. We strive to create friendly, successful and long lasting relationships with our customers, which has been proven through years of loyal custom with some of the UK's biggest retailers.

Our office is based in the heart of Manchester, UK, ideally placed for excellent communication links with the rest of the UK and Europe via the regional motorway network. Our warehouse has storage space for 100,000sq ft which means we have more stock availability and capacity to continually improve our services and diversify our product range.

Alongside the warehouse is a dedicated office team available to answer any product, price or technical enquiries you may have.





Ethos & Values

At Streetwize our main ethos is to constantly evolve and be the best supplier of car and leisure accessories in today's market.

New Website

Our new and improved website is FREE to sign up to and you can have:

- Access to our extensive product ranges.
- Easy online ordering system.
- Catalogue and product manual downloads.
- Access to our image library and product descriptions.
- View and download previous invoices.

- Pay your balance and view what is owed.
- Warranty registration feature.
- Wishlist your favourite items.
- Get special offers first.
- Access to Streetwize news and new product information.

3 Quick & Easy Ways To Order Online:



CSV Upload



Add to basket



Quick order



EXPORT
WE ALSO EXPORT PRODUCTS TO 30 COUNTRIES WORLDWIDE




IMPORT
WE IMPORT PRODUCTS FROM ALL OVER THE GLOBE



2 MILLION
NUMBER OF CAR ACCESSORIES WE SELL PER YEAR



26,000
APPROXIMATE NUMBER OF ORDERS WE FULFIL EACH YEAR



MANCHESTER
WE ARE BASED IN THE HEART OF TRAFFORD PARK IN MANCHESTER

DEDICATED
WE ARE DEDICATED TO PROVIDING HIGH QUALITY, AFFORDABLE ACCESSORIES TO THE UK & EUROPE

WE HAVE OVER 1,000
PRODUCT LINES IN STOCK

Contact Us:

If you are a new or existing customer needing help, or a member of the public needing some technical assistance with one of our products, you can reach us by phone or email or through our online web chat:

Streetwize Accessories,

Unit 1,
Royce Trading Estate,
Ashburton Rd West,
Trafford Park,
Manchester,
M17 1RY

We run an online web chat through our website, www.streetwizeaccessories.com where we endeavour to answer any queries within 24 hours.
(Monday-Friday 8am-4pm)

Sales Office:

Monday-Friday 8am-4pm

Tel: +44 161 447 8580

Email: sales@streetwizeaccessories.com

Technical Team:

Monday-Friday 8am-3pm

Tel: +44 161 447 8597



Parking Posts

All of our parking posts are built with a strong metal construction, making them secure and durable. Anchored to the floor with ground fixing bolts, these brightly marked parking posts act as a great deterrent protecting your vehicle from theft and damage. Ideal for use in parking spaces and driveways.

Non-returnable if the keys are not sent back with the product.



FOLDING PARKING POST - SQUARE SWWL6 - 5026637656149

Post size	700mm (H) x 70mm (W) x70mm (D)
No. of keys	3 (supplied)
Lock position	Top
Base plate size	155mm x 110mm
Hole size for bolts required	4 x 17mm (not supplied)
Bolt type	Anchor



FOLDING PARKING POST - SQUARE SWWL9 - 50266367661228

Post size	700mm (H) x 50mm (W) x70mm (D)
No. of keys	3 (supplied)
Lock position	Top
Base plate size	130mm x 150mm
Hole size for bolts required	4 x 12mm (supplied)
Bolt type	Anchor





FOLDING PARKING POST - ROUND
SWWL7 - 5026637656361

Post size	600mm (H) x 57mm (W)
No. of keys	3 (supplied)
Lock position	Bottom
Base plate size	130mm x 110mm
Hole size for bolts required	3 x 14mm (not supplied)
Bolt type	Anchor




FOLDING PARKING POST - ROUND
SWWL8 - 5026637661211

Post size	700mm (H) x 60mm (W)
No. of keys	3 (supplied)
Lock position	Top
Base plate size	150mm x 130mm
Hole size for bolts required	4 x 12mm (supplied)
Bolt type	Anchor



FOLDING 3 LEG PARKING POST
SWWL10 - 5026637663253

Post size	800mm x 460mm x 430mm
No. of keys	3 (supplied)
Lock position	Middle





Vehicle Security

Our comprehensive range of security products for vehicles have been created for ease of use and maximum security in mind. Constructed from robust and durable materials to international guidelines.

Non-returnable if the keys are not sent back with the product.

STEERING & WHEEL LOCKS



**DOUBLE HOOK TWIN BAR STEERING WHEEL LOCK
SWTBL - 5026637662850**

Wheel sizes	00mm-00mm	Lock type	Curved
Max thickness	n/a	Keys supplied	2



**BASEBALL BAT STEERING WHEEL LOCK
SWBBL - 5026637612251**

Wheel sizes	00mm-00mm	Lock type	Cross Key
Max thickness	n/a	Keys supplied	2



ROTARY STEERING WHEEL LOCK (Right Hand Drive Vehicles only)
SWRL - 5026637611940

Wheel sizes	35mm-40mm	Lock type	Cross Key
Max thickness	n/a	Keys supplied	2



FULL FACE ROUND STEERING WHEEL LOCK
SWUXSL2 - 5026637605246

Wheel sizes	Up to 390mm	Lock type	
Max thickness	n/a	Keys supplied	2



DOUBLE LOCK STEERING WHEEL LOCK
SWDH - 5026637611957

Wheel sizes	00mm-00mm	Lock type	Advanced
Max thickness		Keys supplied	2



EASY FIT CLAW WHEEL CLAMP
SWWL2 - 5026637611896


Wheel sizes	-	Lock type	Claw
Max thickness	n/a	Keys supplied	2

STEERING & WHEEL LOCKS



CROSS FACE WHEEL CLAMP
SWWL3 - 5026637615306

Wheel sizes	13" - 17"	Lock type	Cross face
Max thickness	n/a	No. of keys	2 (supplied)



PRISM WHEEL LOCK
SWWL11 - 5026637664793

Wheel sizes	6.4" - 32"	Style	Claw
Max tyre width		No. of keys	2 (supplied)



FULL FACE WHEEL CLAMP
SWWL - 5026637607226

Wheel sizes	13" - 17"	Style	Full face
Max tyre width	215mm	No. of keys	2 (supplied)



FULL FACE WHEEL CLAMP FOR TRAILERS
SWWL4 - 5026637617287

Wheel sizes	8" - 10"	Style	Full face
Max tyre width	145mm	No. of keys	2 (supplied)

SIGNAL BLOCKERS



Since 2015 the number of cars being stolen in the UK has risen by 30%, and keyless thefts account for nearly half of stolen vehicles as they can be hacked in seconds. Guard your vehicle against theft with this durable signal blocking pouch!

- 
ANTI-THEFT
- 
NO BATTERY
REQUIRED
- 
NO SOFTWARE
REQUIRED

- 
ANTI-THEFT
- 
NO BATTERY
REQUIRED
- 
NO SOFTWARE
REQUIRED



KEYLESS SIGNAL BLOCKER
SWGH22 - 5026637665721

Size 95mm (W) x 140mm (H)



LARGE KEYLESS & KEY FOB SIGNAL BLOCKER
SWGH23 - 5026637669040

Size 95mm (W) x 190mm (H)




12V USB Charging & Power Sockets

With the use of devices such as mobile phones and tablets on the rise, make sure you have the right products on hand for your customers. We have a wide selection of chargers from single slot to quadruple USB slot to ensure everything can be fully charged while on the go.



12V USB ADAPTOR WITH TYPE C
SWUSB15 - 5026637663987



12V USB ADAPTOR
SWUSB - 5026637615764



12V QUADRUPLE CAR CHARGER
SWUSB14 - 5026637662591



TRIPLE USB CAR CHARGER
SWUSB12 - 5026637660337



**CAR CHARGER FOR TABLET/
SMARTPHONE**
SWUSB8 - 5026637628856



3in1 USB CHARGER 2 USB AND 12V
SWUSB17 - 5026637665288



12V DOUBLE USB ADAPTOR
SWUSB2 - 5026637621086



**CAR CHARGER WITH IPHONE 6 AND
MICRO USB HEAD**
SWUSB13 - 5026637660351



RETRACTABLE MULTI CHARGER KIT
SWUSB9 - 5026637629068



**12V AUXILIARY SOCKET WITH CROC-
ODILE CLIPS**
SWALS - 5026637607905




TWIN SOCKET ADAPTOR
SWTSA - 5026637607950



**12V ILLUMINATED CIGARETTE
LIGHTER KIT**
SWCL1 - 5026637612664



12V TRIPLE SOCKET WITH TWIN USB
SWPS9 - 5026637621079



TWIN SOCKET AND TWIN USB CHARGER
SWUSB4 - 5026637628238



12V TWIN POWER SOCKET
SWPS1 - 5026637613050



9FT COILED LEAD ADAPTER
SWCA - 5026637607967



OBD Readers

For professional or home use, these OBD readers are handy for those who are comfortable undertaking repairs on vehicles themselves. Extremely easy to use and all include compressive manuals for error codes.

OBDII CODE READER SWOBD - 5026637661303

Compatibility
Error code displayed on screen, look up in manual provided
Diagnostic reporting
Refer to code manual
Connectivity
Cable 66.5cm



LARGE SCREEN CAR DIAGNOSTIC OBDII CODE READER SWOBD4 - 5026637664212

Compatibility
Error code and instructions given to follow, displayed on screen. 5 languages available.
Diagnostic reporting
Yes - displayed on screen
Connectivity
Cable 56cm



OBDII CODE READER FOR ANDROID & IOS SWOBD3 - 5026637663390

Compatibility
See current engine data, engine fault codes on app used
Diagnostic reporting
Yes - dependant on app (various compatible apps available for Android and IOS)
Connectivity
Wireless - Bluetooth



Please note: Android & IOS devices not supplied



DAB Radio & Bluetooth Kits

Streetwize keeps you connected and entertained on the move with our range of Bluetooth digital radios, all easily plugged into your vehicles 12V socket.



**IN CAR DAB RADIO ADAPTOR
SWDAB1 - 5026637663352**

Screen size	2.4"
Bluetooth	4.2+EDR
Power	12V/24V
Auto memory	Y

Frequency	FM:
	87.5MHz - 108MHz
	DAB:
	177MHz - 240 MHz



**IN CAR DAB RADIO ADAPTER WITH BLUETOOTH
SWDAB2 - 5026637666872**

2 mounting options (dash or vent). Connect devices via Bluetooth or AUX cable. Play music from memory card (not included). Charge up to 2 devices via USB.

Screen size	2.4"
Bluetooth	4.2+EDR
Power	12V/24V
Auto memory	Y

Frequency	FM:
	87.5MHz - 108MHz
	DAB:
	177MHz - 240 MHz



**BLUETOOTH / FM TRANSMITTER
SWBLUE5 - 5026637664069**

Digital Display	Yes	FM Frequency	87.5Mhz -108Mhz
Bluetooth	Yes	Size	105mm (H) x 28.5mm (W) x 21mm (D)
Power	12V		
USB	2X USB		



**BLUETOOTH HANDSFREE KIT
SWBLUE6 - 5026637668623**

Devices supported	2	Frequency	2.4Ghz - 2.48Ghz
Bluetooth	V4.0 + HFP, HSR, A2DP	Size	125mm (H) x 52mm (W) x 13mm (D)
Power	Lithium Battery		
Digital Display	No		



Gadget Holders

A great selection of gadget holders for mobile phones and tablet devices with various fittings to suit all customers. We also stock tablet holders ideal for keeping the kids entertained in the back during road trips.

**WINDOW
FIT**



**GADGET SUCTION HOLDER
SWG1 - 5026637618840**

Fitting	Window fit
Fits device size	40mm - 110mm

**WINDOW
FIT**



**TWIN MOBILE PHONE & SAT NAV HOLDER
SWG2 - 5026637619243**

Fitting	Window fit
Fits device size	40mm - 110mm

**WINDOW
FIT**

**VENT
FIT**



**UNIVERSAL ADJUSTABLE HOLDER
SWG3 - 5026637623066**

Fitting	Window or vent fit
Fits device size	42mm - 62mm

**WINDOW
DASH FT**



**UNIVERSAL SUCTION MOUNT GADGET HOLDER
SWGH14 - 5026637652905**

Fitting	Window or dash fit
Fits device size	Up to 90mm

**WINDOW
DASH FT**

VENT FIT



**UNIVERSAL DASH OR AIR VENT GADGET HOLDER
SWGH6 - 5026637625374**

Fitting	Window or vent fit
Fits device size	42mm - 85mm

**WINDOW
DASH FT**



**EASY ONE TOUCH PHONE HOLDER
SWGH10 - 5026637629686**

Fitting	Window or dash fit
Fits device size	50mm - 90mm

**DASH
FIT**



**MAGNETIC PHONE HOLDER FOR DASHBOARD
SWGH21 - 5026637665653**

Fitting	Dash fit
Fits device size	N/A

VENT FIT



**MAGNETIC MOBILE PHONE HOLDER
SWGH17 - 5026637659898**

Fitting	Vent fit
Fits device size	N/A

**WINDOW
DASH FT**



**UNIVERSAL BEAN BAG DASHBOARD SAT NAV HOLDER
SWGH15 - 5026637654466**

Fitting	Window or dash fit
Fits device size	N/A

Wireless charger will work **ONLY** with QI compatible devices, please make sure that the device has a QI wireless charging option before purchase.



WINDOW
DASH FIT



WIRELESS PHONE CHARGER
SWGH19 - 5026637664984

Fitting	Window or dash fit
Fits device size	60mm - 84mm



DASH
FIT



360 WIRELESS PHONE CHARGER
SWGH20 - 026637664991

Fitting	Window or dash fit
Fits device size	40mm - 110mm



IPAD & TABLET HOLDER FOR 8 - 12"
SWITH - 5026637626913

Fits device size	Up to 250mm height & 35mm depth
-------------------------	---------------------------------

PDQ
of 25



ANTI-SLIP GADGET HOLDER
SWGH16 - 5026637654633



GPS Tracking

Our GPS tracking devices allows you to locate any vehicle, asset or person in real-time which is great for both business and personal use. No technical knowledge is required as they're easy to set up.



**GPS TRACKER
SWTRACK1 - 5026637630071**

Features
Subscription free and very simple to set up, Sim Card NOT Included, Geo fencing, smart phone app available
Send a text message to receive a map location of tracker.



Tyre Pressure Monitoring System



**DUAL-POWERED TYRE PRESSURE MONITORING SYSTEM
TPMS1 - 5026637668395**

Features
A dual powered tyre pressure monitoring system. Helps to improve fuel efficiency and prolong tyre life. Wireless connection – The 4 sensors simply screw onto the vehicles valve caps & connect wirelessly to the unit within seconds. With Solar charging cell & USB charging point (cable NOT supplied). Multi-Functional LCD display gives real time info on temperature & tyre pressure.



Dash Cams, Parking & Driving Aids

With accidents on the rise, more and more people are turning to dash cams to stay safe and cover themselves on the roads and we have a range to suit your customer needs. We also have driving aids to help make life easier in difficult situations.

**WINDOW
FIT**



**IN-VEHICLE VIDEO DASH CAM
SWREC1 - 5026637629273**

Features

2.5" Screen, 32GB SD card (not provided), Infrared night vision, motion sensing activation, AVI HD Video, USB 2.0, Real time screen information, 12V cable length is 350cm

**WINDOW
FIT**



**PREMIUM HD DASH CAM
SWREC3 - 5026637652967**

Features

HD Dash Cam with built-in mic, photo capturing and motion detect. G Force SHOCK sensor, parking sensor, 2.2" LCD screen, Night vision, 32GB SD card (not included), Simple USB 2.0 & HDMI connection.

WINDOW
FIT



**DIGITAL DASH CAM WITH INTEGRATED MONITOR
SWREC9 - 5026637664809**

Features

Large 2.4" Screen, Adjustable mounting bracket, USB 2.0, AVI video, loop recording, Built in microphone, audio recording can be ON or OFF.

WINDOW
FIT



**HD DASH CAM WITH 3.2" MONITOR
SWREC8 - 5026637660412**

Features

G Force SHOCK sensor, parking sensor, 3.2" TFT screen and real-time information. AVI-HD quality audio/video recording. USB2.0 & HDMI Connection, 32GB Micro SD Card (not included).

WINDOW
FIT



**DUAL DASH CAM SPLIT SCREEN DASH CAM
SWREC5 - 5026637655302**

Features


Front and internal cameras which record quality video, GPS tracking, G sensor, Pivoting wide angle lens, records the route, time, date and speed. Loop recording SD card (not included).



**REARVIEW MIRROR HD DASH CAM
SWREC10 - 5026637665608**

Features

3.5" display screen with real time information, Fits over existing vehicle mirror, USB connection, SD slot (card not provided), reset & mic, audio speaker, menu buttons, camera lens.



SOUND & LED WARNING



FREE MAP DOWNLOADS

**SPY SPEED CAMERA DETECTOR
SWSPY - 5026637063038**



Features

Sound & LED warning, Integrated GPS receiver, lifetime free downloads for Europe and more via USB, 70.000 memory locations, integrated SOLAR panel, 12v DC car charger.



**3.5" WIRELESS
REVERSING CAMERA SYSTEM
SWRC36 - 5026637615979**

Features

Easy to fit wireless reversing camera, 3.5" colour LCD Screen, Easy Fitting, Ideal for cars, caravans, motorhomes & trailers. High quality camera with lux low light & night vision including brightness & contrast picture adjustment, With a wide field-of-vision (110") plus a 30-degree tilt feature to ensure the perfect rear view, easy suction mounting.



DIRECTIONAL WARNING INDICATORS

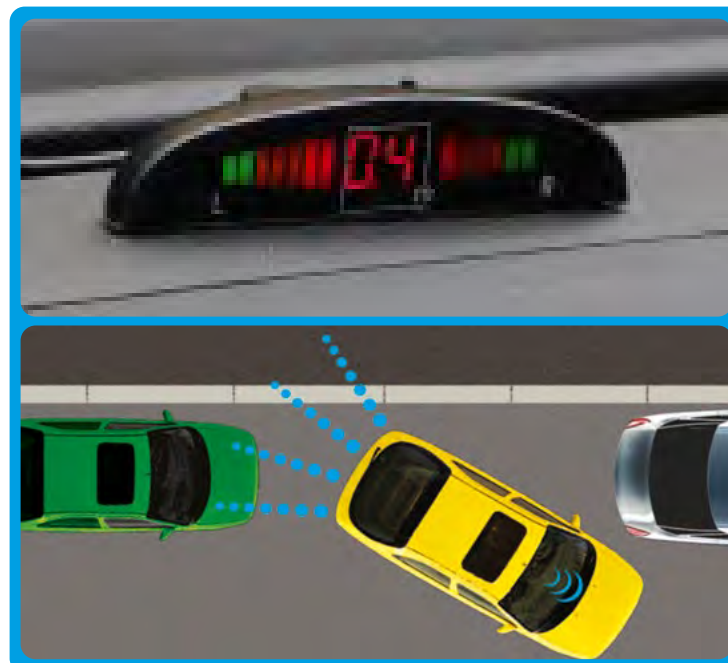


AUDIO & VISUAL WARNING KIT

**BLIND SPOT DETECTION SYSTEM
SWBSD - 5026637661327**

Features

Sonar technology to detect threats in less than 120 milli-seconds. 12V plug and play installation, two rear bumper digital sensors. Two in-car LED indicators for visual alerts. Alarm buzzer for audible warnings when turn signal is activated. 10' alert range covers most blind spots.



**REVERSE PARKING SENSOR KIT
SWPARK1 - 5026637621994**

Features

Complete Audio/LED system with 4 parking sensors, Easy to fit monitor with bright LED distance display and multi tone audio alert. Detect people or objects up to 1.5m (5ft) behind your vehicle. Box Includes: Audio/LED display, Control unit, 4x Parking sensors, Power and 5m connecting cables, Hole saw drill bit, Manual and warranty card.



**COMPLETE AUDIO VISUAL (LED) SYSTEM
WITH 4 PARKING SENSORS**



Booster Cables

Tangle-free booster cables ensure quick and efficient connections with steel clamps. TPR insulation around cables makes them durable, weather resistant and allows them to handle temperature extremes well. All supplied with a carry case for easy storage.

Ideal for 6V, 12V and 24V applications. Great for cars, SUVs, vans and trucks.



PAIR ZINC BATTERY TERMINALS
SWBAT29 - 5026637626180



BATTERY BRACKET KIT
SWBAT30 - 5026637626197



PAIR OF HEAVY DUTY CROCODILE CLIPS 400AMP
SWHDCC - 5026637611056



2 METRE BOOSTER CABLE
SWBC11 - 5026637615245

CC Petrol/
Diesel
2000/1600 **250 AMP**

Cable Length	2 metres	Core material	CCA
Thickness	7.42mm ²	Clamp material	Insulated Steel
Diameter	8mm		



2 METRE BOOSTER CABLE
SWBC12 - 5026637615252

CC Petrol/
Diesel
3000/2500 **350 AMP**

Cable Length	2 metres	Core material	Aluminium
Thickness	15.9mm ²	Clamp material	Insulated Steel
Diameter	10mm		



2.5 METRE BOOSTER CABLE
SWBC13 - 5026637615269

CC Petrol/
Diesel
4000/3500 **500 AMP**

Cable Length	2.5 metres	Core material	Aluminium
Thickness	25.9mm ²	Clamp material	Insulated Steel
Diameter	11mm		



3 METRE BOOSTER CABLE
SWBC14 - 5026637615276

CC Petrol/
Diesel
4500/4000 **600 AMP**

Cable Length	3 metres	Core material	Aluminium
Thickness	35mm ²	Clamp material	Insulated Steel
Diameter	12mm		



2 METRE BOOSTER CABLE
SWBC2 - 5026637013393

CC Petrol/
Diesel
1600/1200

165
AMP

Cable Length	2 metres
Thickness	3mm ²
Diameter	8mm

Core material	CCA + copper
Clamp material	Steel



3 METRE BOOSTER CABLE
SWBC3 - 5026637033391

CC Petrol/
Diesel
1600/1200

240
AMP

Cable Length	3 metres
Thickness	3mm ²
Diameter	8mm

Core material	CCA + copper
Clamp material	Steel



3 METRE BOOSTER CABLE
SWBC4 - 5026637003400

CC Petrol/
Diesel
2500/2200

270
AMP

Cable Length	3 metres
Thickness	8.4mm ²
Diameter	10.6mm

Core material	CCA + copper
Clamp material	Insulated Steel



3 METRE BOOSTER CABLE
SWBC7/3 - 5026637013409

CC Petrol/
Diesel
3500/3000

400
AMP

Cable Length	3 metres
Thickness	15.82mm ²
Diameter	10.6mm

Core material	CCA + copper
Clamp material	Insulated Steel



5 METRE BOOSTER CABLE
SWBC7/5 - 5026637023385

CC Petrol/
Diesel
3500/3000

400
AMP

Cable Length	5 metres
Thickness	15.82mm ²
Diameter	10.6mm

Core material	CCA + copper
Clamp material	Insulated Steel



3 METRE BOOSTER CABLE
SWBC6 - 5026637603112

CC Petrol/
Diesel
2500/2200

280
AMP

Cable Length	3 metres
Thickness	8.4mm ²
Diameter	10.6mm

Core material	CCA + copper
Clamp material	Insulated Steel

CC Petrol/
Diesel
4200/3800

**280
AMP**

**3.5 METRE COMMERCIAL
BOOSTER CABLE
SWBC9
- 5026637033407**



Cable Length	3.5 metres	Core material	CCA + copper
Thickness	24.8mm ²	Clamp material	Insulated Steel
Diameter	10.6mm		

CC Petrol/
Diesel
5000/6000

**700
AMP**

**4.5 METRE COMMERCIAL
BOOSTER CABLE
SWBC10
- 5026637003417**



Cable Length	4.5 metres	Core material	CCA + copper
Thickness	35mm ²	Clamp material	Insulated Steel
Diameter	10.6mm		



**4.5 METRE COMMERCIAL BOOSTER CABLE
SWBC18 - 5026637659737**

CC Petrol/
Diesel
7000/4000

**480
AMP**

Cable Length	4.5 metres	Core material	Copper
Thickness	35mm ²	Clamp material	Insulated Steel
Diameter			

CONSUMER COMMENTS

“Jump leads need to be robust and easy to use. These fit the bill perfectly and enabled me to start my own car from my neighbour’s car.”

The clamps are big and easy to handle, don’t slip from wet hands and give plenty of leverage to open the clamps, so you do not need strong hands.

The carry bag is an added bonus, and will protect them while in the boot. Three metres is long enough to reach and not too far to drop volts unnecessarily.

Recommended if you have an older battery, or, if like mine, the battery develops an unexpected fault.”





Lighting

Our torches and lanterns have been put together for convenience and ease of use. Ideal for working on cars, at home or any outdoor leisure activities. They provide innovative solutions to solve problems with the addition of hanging hooks and magnetic bases.

We also have a range of car lights all of which are simple to install and robust enough for any use.

- BATTERY
- MAGNETIC
- HOOK
- SEATBELT CUTTER
- GLASS BREAKER



WORK LIGHT /LED TORCH
SWLR28 - 5026637666230

Battery type	AA batteries (supplied)
Bulb type	3W COB LED
Other features	Magnet, Seat belt cutter, Glass breaker, Seatbelt cutter

- BATTERY
- MAGNETIC
- HOOK
- SEATBELT CUTTER
- GLASS BREAKER



PDQ
of 12

WORK LIGHT /LED TORCH PDQ
SWLR29 - 5026637666247

Battery type	AA batteries (not supplied)
Bulb type	3W COB LED
Other features	Magnet, Seat belt cutter, Glass breaker, Seatbelt cutter



**TORCH - BLISTER PACK
SWLR22 - 5026637662874**

Bulb type	3W + 5 COB LED
Battery type	AA Batteries (not supplied)
Other features	Pivot arm & Magnet & Hook



**WORK LIGHT AND TORCH TORCH/
LED SWLR23 - 50266376622898**

Bulb type	36 LED work light 5 LED torch
Bulb Type	AA Batteries (Not supplied)
Other features	Pivot arm & Magnet & Hook



**RECHARGEABLE WORK LIGHT
SWLR27 - 5026637666278**

Bulb type	0.5W LED spotlight 80LM / 3W COB LED light - 220LM.
Power source	18650 Lithium battery. USB charging port - cable included.
Battery type	2000mAh
Working time	Spotlight 10hrs Work light 3hrs
Other features	Pivoting/rotating base



**HANGING WORK LIGHT
SWLR1 - 5026637625503**

Bulb type	3W 24 LED 200LM
Battery type	AA batteries (supplied)
Other features	Fold-Out Hook & Magnet



COB LED PENCIL TORCH WITH WORK & FLASHING WARNING LIGHT
SWLR26 - 5026637666216

Bulb type	3W XPE LED spotlight - 120LM. 3 COB LED lights - 240LM
Battery type	3 x AAA batteries (supplied)
Other features	Wrist strap, Magnet



COB LED WORK LIGHT WITH FOLD OUT ARM & TORCH
SWLR25 - 5026637666193

Bulb type	3W SMD LED spotlight - 120LM. 3 COB light panels - 270LM
Battery type	18650 Lithium. USB charging port with cable.
Battery capacity	2200mAh
Working time	4hrs
Other features	Swivel head



60 SMD RECHARGEABLE LED LIGHT STREAM/ CAMPING LANTERN
SWLR21 - 5026637658945

Bulb type	60 SMD LED
Battery type	SWLR21 - Rechargeable
Magnetic (Y/N)	Y
Hook (Y/N)	Y
Other features	Swivel handles for versatility



8 LED HEAD TORCH
SWLR12 - 5026637628566

No of LEDs	2,4 or 8 LED's or 8 flashing
Battery type	USB - Rechargeable
Other features	Adjustable, water resistant

DRIVING LIGHTS



PAIR OF RECTANGULAR HALOGEN DRIVING LIGHTS WITH GRILLE
SWDL2 - 5026637617935

Bulb type	Halogen
Wattage	H3 55W
Heavy duty	Y
Light dimensions	65mm x 45mm x 70mm



PAIR OF LARGE ROUND RALLY HALOGEN SPOTLIGHTS
SWDL6 - 5026637619601

Bulb type	Halogen
Wattage	H3 55W
Heavy duty	Y
Light dimensions	200mm X 200mm X 80mm



9" ROUND HALOGEN DRIVING LIGHT
SWDL7 - 5026637621109

Bulb type	Halogen
Wattage	55W
Heavy duty	Y
Light dimensions	9in x 9in




Power Bank & Jumpstart

When it comes to emergencies, Streetwize has you covered. Our extensive range of portable power packs can kick start a range of items, from mobile phones and laptops right up to 5000cc engines!

Designed with multi use in mind, our jump start packs include USB charging ports, LED work/ warning lights, adapters, smart jump start cables, air compressors and more. There is something to suit every battery.

12V EMERGENCY JUMPSTART & POWER BANKS



- 650 AMP**
- 16800 mAh**
- 12V OUTPUT**
- CC Petrol/ Diesel 5000/3000**

EMERGENCY JUMP STARTER & PORTABLE POWER BANK SWPB4 - 5026637667954

Includes: 12V & 24V charging cables, USB charging cable with 4 device adaptors, smart jump start cables and manual.

LED life	50,000 hrs	Charge mode	12V & 240V
USB output	15V/2Amp	Overcharge protection	Y
Current Start/peak	300 Amp /650 Amp	Carry case	Y

400 AMP **14000 mAh** **12V OUTPUT** **CC Petrol/ Diesel 3000/2500**

EMERGENCY JUMP STARTER & PORTABLE POWER BANK SWPB1 - 5026637656064

Includes: LED light, 3 alternative power adaptors, 12V & 19V output sockets, 15V input socket, USB charge socket and power charge LED indicator.



LED life	50,000hrs
USB output	5V/2.1Amp
Current - Start/peak	300/600Amp
Charge mode	12V & 240V
Overcharge protection	Y
Carry case	Y

300 AMP **8000 mAh** **12V OUTPUT** **CC Petrol/ Diesel 2000/1600**

EMERGENCY JUMP STARTER & PORTABLE POWER BANK SWPB2 - 5026637659218

Includes: Built-in LED light with slow/fast strobe effect, 240V mains and 12V in-car charging plugs and 3 alternative power adaptors.



LED life	50,000hrs
USB output	5V/2.1Amp
Current Start/peak	300/600Amp
Charge mode	12V & 240V
Overcharge protection	Y
Carry case	Y

300 AMP **16800 mAh** **12V OUTPUT** **CC Petrol/ Diesel 4000/2500**

EMERGENCY JUMP STARTER & PORTABLE POWER BANK SWPB3 - 5026637665363

Includes: 12V & 230V charging cables, USB charging cable with 3 alternative power adaptors, smart jump start cables and manual.



Recharges	1000
LED life	50,000hrs
USB output	5V/2.1Amp
Current - Start/peak	300/600Amp
Charge time	3-4hrs
Charge mode	12V & 240V
Overcharge protection	Y
Carry case	Y

FULLY AUTOMATIC INTELLIGENT CHARGERS

4 AMP **3-120 Ah** **6/12V OUTPUT**



CAR & MOTORCYCLE INTELLIGENT BATTERY CHARGER SWIBC1 - 5026637661921

Microprocessor controlled, 3 step operation with 5 stage charging cycle. 3-120 AH. Trickle (long) & Winter (cold) charging modes. LED information display.

Display	LED	Overcharge protection	Yes
Current	4 Amp	Case Construction	Plastic
Battery type	Wet/Flooded, GEL & AGM	Charging Clips	Steel
Charge mode	6V & 12V		

6 AMP **3-150 Ah** **6/12V OUTPUT**



CAR & MOTORCYCLE INTELLIGENT BATTERY CHARGER SWIBC2 - 5026637661853

Microprocessor controlled, 3 step operation with 7 stage charging cycle. 3-150 AH. Trickle (long) & Winter (cold) charging modes. Colour change LED information display.

Display	LED	Overcharge protection	Yes
Current	6 Amp	Case Construction	Plastic
Battery type	Wet/Flooded, GEL & AGM	Charging Clips	Moulded plastic
Charge mode	6V & 12V		

10 AMP **3-200 Ah** **6/12V OUTPUT**



CAR & MOTORCYCLE INTELLIGENT BATTERY CHARGER SWIBC3 - 5026637661945

Microprocessor controlled, 3 step operation with 7 stage charging cycle. 3-200 AH. Trickle (long) & Winter (cold) charging modes. Colour change LED information display

Display	LED	Overcharge protection	Yes
Current	10 Amp	Case Construction	Plastic
Battery type	Wet/Flooded, GEL & AGM	Charging Clips	Moulded plastic
Charge mode	6V & 12V		

10 AMP **3-200 Ah** **6/12V OUTPUT**



CAR & MOTORCYCLE INTELLIGENT BATTERY CHARGER SWIBC4 - 5026637664632

Simple 3 step operation with 6 stage charging cycle. 40-200 AH. Trickle (long) & Winter (cold) charging modes. LED information display.

Display	LED	Overcharge protection	Yes
Current	10 Amp	Case Construction	Plastic
Battery type	Wet/Flooded, GEL & AGM	Charging Clips	Copper
Charge mode	6V & 12V		

4 AMP **1.2-120 Ah** **6/12V OUTPUT**



**INTELLIGENT BATTERY CHARGER
SWIBC5 - 5026637612046**

Fully Automatic Car & Motorcycle Battery Charger. Microprocessor controlled charger uses a simple 3 step operation with 5 stage automatic charging cycle. Trickle (long) & Winter (cold) charging modes. LED information display.

Display	LED	Overcharge protection	Yes
Current	4 Amp	Case Construction	Plastic
Battery type	Wet/Flooded, GEL & AGM	Charging Clips	Moulded plastic
Charge mode	6V & 12V		


10 AMP **1.2-180 Ah** **6/12/24V OUTPUT**



**CAR & MOTORCYCLE INTELLIGENT BATTERY CHARGER
SWIBC10 - 5026637621093**

Heavy Duty Intelligent Fully Automatic Battery Charger. Microprocessor controlled charger use a simple 3 step operation using 5 stage automatic charging cycle.

Display	LED	Overcharge protection	Yes
Current	10 Amp	Case Construction	Metal
Battery type	Wet/Flooded, GEL & AGM	Charging Clips	Steel
Charge mode	6V, 12V & 24V		



POWER PACKS

CC Petrol/
Diesel
3000/2200

900
AMP

15
Ah

12/24V
OUTPUT



EMERGENCY JUMP START WITH AIR COMPRESSOR SWPP1 - 5026637613241

Features: 7 x LED work light, LED warning lights for reverse polarity & battery charge level.

Display	LED
Current	12V 900Amp Peak/400 Amp Continuous
Battery type	Lead-Acid
Charge time	24hrs
USB socket/Cable storage	Yes / Yes

CC Petrol/
Diesel
3000/2200

900
AMP

15
Ah

12/24V
OUTPUT



EMERGENCY JUMP START SWPP2 - 5026637615009

Features: 7 x LED work light, LED warning lights for reverse polarity & battery charge level.

Display	LED
Current	12V 900Amp Peak/400Amp Continuous
Battery type	Lead-Acid
Charge time	24hrs
USB socket/Cable storage	Yes / Yes

CC Petrol/
Diesel
2500/2000

900
AMP

17
Ah

12/24V
OUTPUT



EMERGENCY JUMP START WITH AIR COMPRESSOR SWPP9 - 5026637621253

Features: LED warning, charge level indicators, LED work light. Allows you to operate 240V UK standard appliances 'Outdoors' such as laptops, stereos, TV's, DVD players etc. Includes in-car charging adaptor, home AC charging adaptor and valve adaptors.

Display	LED
Current	900 Amp Peak / 400 Amp Continuous
Battery type	Lead-Acid
Charge time	24hrs
USB socket / Cable storage	No / Yes

CC Petrol/
Diesel
2500/2000

900
AMP

17
Ah

12/24V
OUTPUT



EMERGENCY JUMP START SWPP10 - 5026637621246

Features: LED warning, charge level indicators, LED work light. Allows you to operate 240V UK standard appliances 'Outdoors' such as laptops, stereos, TV's, DVD players etc. Includes in-car charging adaptor, home AC charging adaptor and valve adaptors.

Display	LED
Current	900Amp Peak / 400 Amp Continuous
Battery type	Lead-Acid
Charge time	24hrs
USB socket / Cable storage	No / Yes

CC Petrol/
Diesel
2500/2000

900
AMP

15
Ah

12/24V
OUTPUT



**12V 6 IN 1 POWER PACK WITH JUMP START
SWPP17 - 5026637660795**

Features: Inverter with 3 Pin Socket, built-in air compressor, 4 LED work lights, portable USB output, 2x 12V output, LED warning lights for reverse polarity & battery.

Display	LED
Current	12V 900 Amp Peak. 400 Amp Continuous
Battery type	Lead-Acid
Charge time	24hrs
USB socket/Cable storage	Yes / Yes

CC Petrol/
Diesel
2500/2000

900
AMP

18
Ah

12/24V
OUTPUT



**EMERGENCY JUMP START WITH AIR COMPRESSOR
SWPP19 - 5026637668609**

Features: Ultra bright led work light and 3 piece air compressor adaptor kit.

Display	LED
Current	12V 900Amp Peak/400 Amp Continuous
Battery type	Lead-Acid
Charge time	24hrs
USB socket / Cable storage	Yes / Yes

CC Petrol/
Diesel
2500/2000

900
AMP

44Ah
(2x22Ah)

12/24V
OUTPUT



**HEAVYWEIGHT POWER STATION &
EMERGENCY JUMP START
SWPP14 - 5026637648458**

Features: LED work light, LED warning lights for reverse polarity, battery charge level & full charge.

Display	LED
Current	12V 2500 Amp Peak 24V 1200 Amp Peak
Battery type	Lead-Acid
Charge time	24hrs
USB socket / Cable storage	No / Yes

CONSUMER COMMENTS

"This has saved my family/ relatives a couple of times now so well worth the money. Starts large cars easily... The battery clips and the housing of the unit are all robust and durable so should last ages"

"Have not been disappointed, it looks great, feels solidly built, is a convenient size to leave in the small boot of the car"

"I know from experience how good they are I don't hesitate to recommend it."



200 AMP **15 mAh** **12/24V OUTPUT**

12/24V HEAVY DUTY BATTERY CHARGER WITH 12V 200AMP ENGINE JUMP START
SWPRO200 - 5026637655869

Display	LED
Charging Current	5-40 Amp
Jump Start Current	200 Amp
Battery type	Lead-Acid
Features	Fan cooled unit, auto shut-off, 6" wheels

PLASTIC CASE CHARGERS

8 AMP
9-112 Ah
6/12V OUTPUT



AUTOMATIC BATTERY CHARGER
SWBCG8 - 5026637619489

Display	Analogue
Current	6V Charge - 5.6 Adc = 8 Amp RMS 6V Trickle - 2.5 Adc = 3 Amp RMS 12V Charge - 5.6 Adc = 8 Amp RMS 12V Trickle - 3.6 Adc = 4 Amp RMS
Battery type	Lead-Acid
Protection	Double insulation, thermal overload, 1 x flat blade fuse

12 AMP
9-112 Ah
6/12V OUTPUT



AUTOMATIC BATTERY CHARGER
SWBCG12 - 5026637619496

Display	Analogue
Current	6V Charge - 8.4 Adc = 12 Amp RMS 6V Trickle - 5.2 Adc = 7 Amp RMS 12V Charge - 8.4 Adc = 12 Amp RMS 12V Trickle - 6 Adc = 8 Amp RMS
Battery type	Lead-Acid
Protection	Double insulation, thermal overload, 1 x flat blade fuse

**4
AMP**

**12-48
Ah**

**12V
OUTPUT**



**AUTOMATIC BATTERY CHARGER
SWBCG4 - 5026637619458**

Display	Analogue
Current	2.4 Adc = 4 Amp RMS
Battery type	Lead-Acid
Protection	Double insulation, thermal overload, 1 x flat blade fuse

**7
AMP**

**20-100
Ah**

**12V
OUTPUT**



**AUTOMATIC BATTERY CHARGER
SWBCA7 - 5026637619472**

Display	Analogue
Current	5.1 Adc = 7 Amp RMS
Battery type	Lead-Acid
Protection	Double insulation, thermal overload, 1 x flat blade fuse

**6
AMP**

**20-80
Ah**

**12V
OUTPUT**



**AUTOMATIC BATTERY CHARGER
SWBCG6 - 5026637619465**

Display	Analogue
Current	4.2 Adc = 6 Amp RMS
Battery type	Lead-Acid
Protection	Double insulation, thermal overload, 1 x flat blade fuse

CONSUMER COMMENTS

“Really strong and professional charger.”

“Powerful charger capable of charging large car batteries as well as motorbikes.”

“I have charged up two car batteries and one van battery with this charger, since purchase. It is a nice, robust, no-frills charger... for the price, I really can't find fault.”

PLASTIC CASE CHARGERS

4
AMP

12-60
Ah

12V
OUTPUT



BATTERY CHARGER
SWCBC4 - 5026637611179

Display	LED	Cable length	N/a
Current	2.6 Amp DC = 4 Amp RMS	Protection	Thermal overload, reverse polarity, short circuit & double insulation, 1 x flat blade fuse
Battery type	Lead acid		
Charge mode	12V		
Overcharge Protection	Y		

6
AMP

20-80
Ah

12V
OUTPUT



BATTERY CHARGER
SWCBC6 - 5026637611186

Display	LED	Cable length	N/a
Current	3.5 Amps DC = 6 Amp RMS	Protection	Thermal overload, reverse polarity, short circuit & double insulation, 1 x flat blade fuse
Battery type	Lead acid		
Charge mode	12V		
Overcharge protection	Y		

FULLY AUTOMATIC PLASTIC CASE CHARGERS

4
AMP

12-60
Ah

6/12V
OUTPUT



FULLY AUTOMATIC BATTERY CHARGER
SWBCLED4 - 5026637658730

Display	LED
Current	2.8 Adc = 4Amp RMS
Battery type	Lead-Acid
Protection	Thermal overload, reverse polarity, short circuit & double insulation, 1 x flat blade fuse, automatic cut-off

6
AMP

20-80
Ah

6/12V
OUTPUT



FULLY AUTOMATIC BATTERY CHARGER
SWBCLED6 - 5026637658747

Display	LED
Current	3.5 Adc = 6Amp RMS
Battery type	Lead-Acid
Protection	Thermal overload, reverse polarity, short circuit & double insulation, 1 x flat blade fuse, automatic cut-off

**8
AMP**

**9-105
Ah**

**6/12V
OUTPUT**



**FULLY AUTOMATIC BATTERY CHARGER
SWBCLED8 - 5026637658754**

Display	LED
Current	6V HI: 5.6 A dc = 8Amps RMS LO: 2.5 A dc = 6Amps RMS 12V HI: 5.6 A dc equal to 8Amps RMS LO: 3.5 A dc equal to 6Amps RMS
Battery type	Lead-Acid
Protection	Thermal overload, reverse polarity, short circuit & double insulation, 1 x flat blade fuse, automatic cut-off

**10
AMP**

**9-105
Ah**

**6/12V
OUTPUT**



**FULLY AUTOMATIC BATTERY CHARGER
SWBCLED10 - 5026637658709**

Display	LED
Current	6V HI: 6.5 A dc = 10Amps RMS LO: 3.5 A dc = 6Amps RMS 12V HI: 6.5 A dc equal to 10Amps RMS LO: 3.5 A dc equal to 6Amps RMS
Battery type	Lead-Acid
Protection	Thermal overload, reverse polarity, short circuit & double insulation, 1 x flat blade fuse, automatic cut-off

**12
AMP**

**9-105
Ah**

**6/12V
OUTPUT**



**FULLY AUTOMATIC BATTERY CHARGER
SWBCLED12 - 5026637658716**

Display	LED
Current	6V HI: 8.5 A dc = 12Amps RMS LO: 5.5 A dc = 8Amps RMS 12V HI: 8.5 A dc equal to 12Amps RMS LO: 5.5 A dc equal to 8Amps RMS
Battery type	Lead-Acid
Protection	Thermal overload, reverse polarity, short circuit & double insulation, 1 x flat blade fuse, automatic cut-off

**15
AMP**

**45-180
Ah**

**12/24V
OUTPUT**



**FULLY AUTOMATIC BATTERY CHARGER
SWBCLED15 - 5026637658723**

Display	LED
Current	12V 9.5 A dc equal to 15Amps RMS 24V 6.5 A dc equal to 10Amps RMS
Battery type	Lead-Acid
Protection	Thermal overload, reverse polarity, short circuit & double insulation, 1 x flat blade fuse, automatic cut-off

METAL CASE CHARGERS

10 AMP

5-100 Ah

6/12V OUTPUT



**METAL CASE BATTERY CHARGER
SWMC10 - 5026637663550**

Display	LED
Current	HI: 8.5 Adc = 10Amps RMS LO: 5 Adc = 6Amps RMS
Battery type	Lead-Acid
Protection	Thermal overload, reverse polarity, short circuit & current

20 AMP

5-100 Ah

6/12V OUTPUT



**METAL CASE BATTERY CHARGER
SWMC20 - 5026637663574**

Display	LED
Current	HI: 8.5 Adc = 20Amps RMS LO: 5 Adc = 6Amps RMS
Battery type	Lead-Acid
Protection	Thermal overload, reverse polarity, short circuit & current

7/15 AMP

20-240 mAh

6/12V OUTPUT



**AUTOMATIC BATTERY CHARGER
& ENGINE STARTER
SW100JS - 5026637625534**

Display	LED
Current	7Amp (RMS) trickle charge. 15Amp (RMS) fast charge. 100Amp (RMS) engine jump start.
Battery type	Lead-Acid / Gel
Protection	Thermal overload, reverse polarity & short circuit

6/12 AMP

20-240 mAh

6/12V OUTPUT



**AUTOMATIC BATTERY CHARGER
& ENGINE STARTER
SW75JS - 5026637619755**

Display	LED
Current	6Amp (RMS) trickle charge. 12Amp (RMS) fast charge. 75Amp (RMS) engine jump start.
Battery type	Lead-Acid / Gel
Protection	Thermal overload, reverse polarity & short circuit



**12V 1.5 AMP AUTOMATIC TRICKLE CHARGER
SWTBC - 5026637612398**

Features	Suitable for charging Car & Motorcycle Lead Acid - Gel - Standard Maintenance Free batteries, Various built-in Protection. LED power/charging indicators
-----------------	--

SOLAR TRICKLE CHARGERS



12V 1.55W SOLAR TRICKLE BATTERY CHARGER
SWSOL1 - 5026637650987



12V 2.4 WATT SOLAR CHARGER
SWSOL2 - 5026637667237



12V 6 WATT SOLAR CHARGER
SWSOL3 - 5026637667244

ACCESSORIES



CAR TO CAR CHARGER/JUMP STARTER
SWCG - 5026637628214

Features

Simple to use, no need for booster cables! Charges from a vehicle 12v power socket, no need to open the vehicle bonnet, adjustable 12v power plug.



BATTERY & ALTERNATOR TESTER
SWBT100 - 5026637606915



Inverters

Power Inverters are ideal for use at home, during emergencies or when camping. They conveniently change Direct Current (DC) to Alternating Current (AC) allowing you to power a range of household and leisure appliances.

Our entire range come with 3-pin and USB sockets for ease and convenience.



75 WATT MINI INVERTER WITH USB
SWINV80 - 5026637612206

75 WATT

Power rating	75 Watt continuous power 150 Watt peak power
Other features	Single USB socket



150 WATT INVERTER WITH USB
SWINV150 - 5026637610882

150 WATT

Power rating	150 Watt continuous power 300 Watt peak power
Other features	Single USB socket



300 WATT INVERTER WITH USB
SWINV300 - 5026637610899

300 WATT

Power rating	300 Watt continuous power 600 Watt peak power
Other features	Single USB socket. Anodized aluminium casing, built-in cooling fan.



500 WATT INVERTER WITH USB
SWINV500 - 5026637610905

500 WATT

Power rating	500 Watt continuous power 1000 Watt peak power
Other features	Single USB socket, 2 & 3 pin plug adaptors & multi-position head. Complete with heavy-gauge battery cables



1500 WATT INVERTER WITH USB
SWINV1500 - 5026637642814

1500 WATT

Power rating	1500 Watt continuous power 3000 Watt peak power
Other features	Single USB socket, 2 & 3 pin plug adaptors & multi-position head. Complete with heavy-gauge battery cables



800 WATT INVERTER WITH USB
SWINV800 - 5026637610912

800 WATT

Power rating	800 Watt continuous power 1600 Watt peak power
Other features	Single USB socket. Complete with heavy-gauge battery cables



2000 WATT INVERTER WITH USB
SWINV2000 - 5026637651274

2000 WATT

Power rating	2000 Watt continuous power 4000 Watt peak power
Other features	Single USB socket and nodized aluminium casing, built-in cooling fan. LED warning indicators and 2 plugs.



1000 WATT INVERTER WITH USB
SWINV1000 - 5026637627828

1000 WATT

No of sockets	1
Power rating	1000 Watt continuous power 2000 Watt peak power
Other features	Single USB socket and nodized aluminium casing, built-in cooling fan.



3000 WATT INVERTER WITH USB
SWINV3000 - 5026637663956

3000 WATT

Power rating	3000 Watt continuous power 6000 Watt peak power
Other features	Single USB socket and nodized aluminium casing, built-in cooling fan. LED warning indicators.



Air Compressors/Pumps & Gauges

Suitable for cars, motorcycles, bicycle tyres and many other inflatable objects, all Streetwize air compressors include a 3pce adaptor kit to fit small, medium and large air valves.

Ideal for both professional use in garages or at home.

ANALOGUE

12V

120 WATT

250 PSI



COMPACT AIR COMPRESSOR
SWAC1 - 5026637610967

Adaptor type	Screw on	Flow rate	16.6L/min
Display	Analogue	Piston size	19mm
Air line length	0.45m	Cable storage	Y

12V

120 WATT

300 PSI



AIR COMPRESSOR WITH GAUGE & LIGHT
SWAC2 - 5026637610974

Adaptor type	Thumb lock	Piston size	19mm
Display	Analogue	Cable storage	Y
Flow rate	13.5L/min		

12V **120 WATT** **280 PSI**



AIR COMPRESSOR WITH GAUGE & LIGHT
SWAC3 - 5026637610981

Adaptor type	Thumb lock	Piston size	19mm
Display	Analogue	Cable storage	Y
Flow rate	19L/min		

12V **120 WATT** **260 PSI**



TYRE SHAPE AIR COMPRESSOR
SWAC13 - 5026637628641

Adaptor type	Thumb lock	Flow rate	17L/min
Display	Analogue	Piston size	19mm
Air line length	0.5m	Cable storage	No

12V **120 WATT** **70 PSI**



SAFARI AIR COMPRESSOR
SWAC11 - 5026637625626

Adaptor type	Thumb lock	Piston size	19mm
Display	Analogue	Cable storage	Y
Flow rate	13.5L/min		

12V **120 WATT** **150 PSI**



KRUGA METAL AIR COMPRESSOR
SWAC14 - 5026637629242

Adaptor type	Screw on	Flow rate	35L/min
Display	Analogue	Piston size	30mm
Air line length	5m	Cable storage	N

ANALOGUE

12V **120 WATT** **100 PSI**



SAHARA METAL AIR COMPRESSOR
SWAC17 - 5026637652684

Adaptor type	Screw on	Piston size	30mm
Display	Analogue	Cable storage	N
Flow rate	33L/min		

12V **180 WATT** **180 PSI**



TORNADO METAL AIR COMPRESSOR
SWAC12 - 5026637625633

Adaptor type	Screw on	Flow rate	35L/min
Display	Analogue	Piston size	30mm
Air line length	1m	Cable storage	N

DIGITAL

12V **120 WATT** **150 PSI**



12V CORDLESS RECHARGEABLE TYRE INFLATOR
SWAC22 - 5026637670763

(Image Subject to Change)

Adaptor type	Screw on	Piston size	22mm
Display	Digital	Cable storage	N
Flow rate	25L/min		

12V **120 WATT** **150 PSI**



MISTRAL METAL COMPRESSOR WITH AUTO CUT OFF
SWAC18 - 5026637663826

Adaptor type	Screw on	Piston size	30mm
Display	Digital	Cable storage	No
Flow rate	35L/min		

DIGITAL

12V

120 WATT

150 PSI



**DIGITAL AIR COMPRESSOR
SWAC5 - 5026637616815**

Adaptor type	Thumb lock	Flow rate	15.8L/min
Display	Digital LCD	Piston size	16mm
Air line length	0.6m	Cable storage	Y

12V

120 WATT

150 PSI



**AUTO CUT OFF AIR COMPRESSOR WITH COB LED LIGHT
SWAC19 - 5026637664083**

Adaptor type	Thumb lock	Piston size	19mm
Display	Digital	Cable storage	Y
Flow rate	20L/min		

12V

120 WATT

250 PSI



**TYRE SHAPE AIR COMPRESSOR
SWAC15 - 5026637646720**

Adaptor type	Thumb lock	Flow rate	16.6L/min
Display	Digital	Piston size	19mm
Air line length	0.5m	Cable storage	Y

12V

120 WATT

150 PSI



**AIR COMPRESSOR WITH LIGHT
SWAC21 - 5026637669316**

Adaptor type	Thumb lock	Piston size	22mm
Display	Digital	Cable storage	Y
Flow rate	25L/min		

FOOT PUMPS



**DELUXE QUALITY
SINGLE CYLINDER FOOT PUMP
SWFPS - 5026637611209**

PSI	100psi / 0.7 bar pressure
Hose length	24"
Pedal	Rubber pedal with grip. Built in locking bar.



**DELUXE QUALITY
TWIN CYLINDER FOOT PUMP
SWFPD - 5026637611216**

PSI	100psi / 0.7 bar pressure
Hose length	24"
Pedal	Rubber pedal with grip. Built in locking bar.



**SINGLE CYLINDER FOOT PUMP
SWFP1 - 5026637666742**

PSI	100psi / 0.7 bar pressure
Hose length	24"
Pedal	Metal pedal with grip. Built in locking bar.



**DOUBLE CYLINDER FOOT PUMP
SWFP2 - 5026637666766**

PSI	100psi / 0.7 bar pressure
Hose length	24"
Pedal	Metal pedal with grip. Built in locking bar.



**HI-PERFORMANCE
FOOT PUMP HEAVY DUTY
SWFPHP1 - 5026637622205**

PSI	100psi / 0.7 bar pressure
Hose length	24"
Pedal	Rubber pedal with grip. built in locking bar.



**TWIN HI-PERFORMANCE
FOOT PUMP HEAVY DUTY
SWFPHP3 - 5026637622229**

PSI	145psi / 10 bar pressure
Hose length	24"
Pedal	Rubber pedal with grip. built in locking bar.

TYRE PRESSURE & TREAD DEPTH



PREMIUM HI-PERFORMANCE DOUBLE PISTON FOOT PUMP SWFPJ3 - 5026637658358

PSI	100psi / 0.7 bar pressure
Hose length	24"
Pedal	Rubber pedal with grip. built in locking bar.



HAND PUMP WITH GAUGE SWHPG - 5026637620140

PSI	
Hose length	
Pedal	Wide foot plate with anti-slip rubber coating



DIGITAL TYRE GAUGE SWDTG - 5026637608506

PSI	0-100psi or 0-7 bar
Features	Digital LCD reading, auto shut off, battery included.



DIGITAL ILLUMINATED TYRE GAUGE WITH FLASHLIGHT SWDTG2 - 5026637658525

PSI	4-100psi or 0.28-6.89 bar
Features	LCD display, LED torch, battery included

DIGITAL TYRE GAUGE WITH HOSE SWDTG3 - 5026637662911

PSI	0-100psi or 0-6.89bar
Features	Digital LCD display, Readings for psi, bar, kpa & kgf/cm ² , battery included



METAL ROUND DIAL TYRE GAUGE SW3216A - 5026637004070

PSI	10-40 psi
Features	needle holds the reading until button is pressed for release



CHROME PENCIL TYRE GAUGE SW3201A - 5026637002052

Range	10-50psi
Features	Spring pocket clip, shock proof metal body



CHROME METAL TYRE GAUGE SW3212A - 5026637003066

Range	10-50psi
Features	Spring pocket clip, shock proof metal body



TYRE DEPTH GAUGE SW3237 - 5026637011030

Range	0mm-25mm
Features	Sturdy metal construction



DIGITAL DEPTH GAUGE SWDD - 5026637656101

Range	0-25mm
Features	Digital Screen, simple to use



Tools

Are you in the trade or a DIY enthusiast? Streetwize has the tools for any project, big or small. Supplied in handy carry cases and made from durable materials, we ensure you get the job done.

CRV
CHROME
VANADIUM
STEEL

CRV - Made from Chrome Vanadium (CRV) - (50BV30) DIN3124SteelHardened/ChromePlated



36PCE 3/8" DRIVE CV SOCKET SET SWTOOL4 - 5026637628573

Includes

- 1 x 72T Ratchet Handle
- 1 x Universal Joint
- 1 x Extension Bar: 150mm
- 1 x Bit Holder: 8mm
- 14pce 6-Point Standard Sockets:
8, 9, 10, 11, 12, 13, 14, 15, 16, 17, 18, 19, 20 & 21mm
- 18pce Bit Set:
Torx: T10, T15, T20, T25, T30, T40, T45, T50, T55
PH2, FD6
Hex: HW3, HW4, HW5, HW5.5, HW6, HW8, HW10



36PCE 1/2" DRIVE CV SOCKET SET SWTOOL5 - 5026637628580

Includes

- 19pce 6Pt Standard Socket: 8, 9, 10, 11, 12, 13, 14, 15, 16, 17, 18, 19, 20, 21, 22, 24, 27, 30, 32mm
- 2pce Spark Plug Socket: 16 & 21mm
- 1 x 72T Ratchet handle
- 2pce Extension Bar: 125mm & 250mm
- 1 x 3 Way Adaptor
- 6pce 12pt Socket: 10, 12, 14, 15, 17, 19mm



**52PCE SOCKET SET
SWTOOL7 - 5026637628993**

Includes

- 2pce 1/2" & 3/8" Reversible ratchet handle
- 1pce 1/4" DR 6" Spinner handle
- 1pce 3/8" spin disc
- 1pce 3/8" DR x 3" extension bar
- 2pce 3/8" & 3/8" DR x 5/8" & 13/16" Spark plug socket
- 1pce 1/4"(m) x 3/8"(f) Adaptor
- 3pce 1/4" SAE Sockets (8pt.): 1/4, 5/16, 3/8"
- 12pce 1/4" SAE Sockets: 5/32, 3/16, 1/4, 7/32, 9/32, 5/16, 11/32, 3/8, 13/32, 7/16, 15/32, 1/2"
- 12pce 1/4" Metric Sockets: 4, 4.5, 5, 5.5, 6, 7, 8, 9, 10, 11, 12, 13mm
- 3pce 3/8" Metric Sockets: 14, 16, 17mm
- 3pce 3/8" SAE Sockets: 9/16, 11/16, 3/4"
- 10pce 1/2" Metric Sockets: 10, 11, 12,13, 14, 15, 17, 19, 20,21, 22mm
- 1pce plastic carry case



**SOCKET SET 40PCE 3/8 & 1/4
SWSOCK1 - 5026637627736**

Includes

- Screw driver style handle, Ratchet wrench, Extension bar
- Supplied in a blow moulded case



**40 PC CHROME VANADIUM BIT SET
SWTOOL3 - 5026637628634**



Includes

- Supplied in metal case
- Manufactured from chrome vanadium steel for strength and durability.
- 40pce 3/8" & 1/2" CRV Drive Bit Set
- 3/8" and 1/2" Socket Adaptors to fit any 3/8" and 1/2" ratchet or screwdriver handle
- Torx, Hex and Spline bits suitable for all purposes in 30mm & 75mm lengths
- Hardened adaptor tips for strength and durability



**15PCE TORX BIT SET
SWTOOL38 - 5026637668814**

Includes

- 30mm - T20, T25, T30, T40, T45, T50, T55
- 75mm - T20, T25, T30, T40, T45, T50, T55



**58 PCE SCREWDRIVER & BIT SET
SWTOOL16 - 5026637660986**

Includes

- 7 pce CR-V screwdrivers
- Flat: 6.5 x 38mm, 5.5 x 100mm, 6.5 x 125mm, 8.0 x 150mm.
- Cross: PH2 x 38mm, PH1 x 75mm PH2 x 100mm
- 1 pce screwdriver handle bit holder
- 10 pce precision CR-V screwdrivers
- Flat: 2.5, 3.0 x 50mm
- Cross: PH00, PH0 x 50mm
- T Type: T5/T6/T7/T8/T9/T10 x 50mm
- 40 pce x 25mm screwdriver bits
- Flat: 3mm, 4mm, 5mm, 6mm & 7mm
- Cross: 1x PH0, 2x PH1, 5x PH2, 2x PH3, 1x PZ0, 1x PZ1, 2x PZ2, 1xPZ3
- Hex: 2, 3, 4, 5, 6, 5/64, 1/8, 5/32, 3/16, 1/4
- Star: T8, T10, T15, T20, T25, T27, T30, T40
- Square: S1, S2



**61PC SCREWDRIVER & SOCKET SET
SWTOOL22 - 5026637663413**



Includes

- Quick release, Ratchet T-handle with 140mm magnetic bit holder.
- 9Pce 1/4" drive metric sockets
- 18Pce durable Chrome Vanadium steel screwdriver bits.
- Precision Screwdriver handle with 115mm flexible extension
- 30Pce precision screwdriver bits.
- 16.5cm (W) x 4.5cm (D) x 22.5cm (H)



**6PCE GO-THRU SCREWDRIVER SET
SWTOOL36 - 5026637668685**



Includes

- 3pcs Slotted: SL5 x 75mm, 6 x 100mm, 8 x 150mm
- 3pcs Philips: PH1 x 75mm, PH2 x 100mm, PH3 x 150mm



**18 PCE CV SCREWDRIVER SET WITH STAND
SWSD1 - 5026637627729**

Includes

- Hardened and tempered blades with magnetised tips.
- Anti-slip handles.
- FREE storage rack included.



11PCE RATCHET DRIVER SOCKET SET

SWTOOL27 - 5026637665783 - 1/2"

SWTOOL28 - 5026637665806 - 3/8"

SWTOOL29 - 5026637665820 - 1/4"

Includes

- Sockets: 10-11-12-13-14-15-17-19-22 & 24mm
- Stored in a plastic holding case with mounting hole
- 50BV30 socket, 40CR driver, ABS+PVC double coloured handle.



RATCHET WRENCH

SWTOOL18 - 5026637662539 - 1/2"

SWTOOL19 - 5026637662553 - 3/8"

SWTOOL20 - 5026637662577 - 1/4"



Includes

- Corrosion resistance, Chrome Vanadium finish.
- 72 tooth ratchet mechanism with soft-grip handle.



9PCE TORQUE WRENCH SET
SWTOOL24 - 5026637663499



Includes

- T10, T15, T20, T25, T27, T30, T40, T45, T50 Wrenches
- Handy Plastic holder



9PCE BALL POINT HEX WRENCH SET
SWTOOL23 - 5026637663482



Includes

- 1.5, 2, 2.5, 3, 4, 5, 6, 8 & 10mm Keys
- Handy Plastic holder



38 PCE SCREWDRIVER BIT SET
SWBS - 5026637627811

Includes

T10, T15, T20, T25, T27, T30, T40, T45, T50 Wrenches
Handy Plastic holder



2 IN 1 BRAKE CALIPER REWIND TOOL SET
SWTOOL21 - 5026637662935

Includes

- 3/8 inch drive, shaped reaction plate and reversible key, plus 2 adaptors.



21 PCE BRAKE WIND-BACK TOOL SET
SWTOOL26 - 5026637665769

Includes

2 reaction plates, 2 wind-back tools & 17 assorted adapters.



35PCE BRAKE WIND-BACK TOOL SET
SWTOOL35 - 5026637668562

Includes

1.5, 2, 2.5, 3, 4, 5, 6, 8 & 10mm Keys & Handy Plastic holder



AUTO ELECTRIC IMPACT WRENCH
SWTOOLS8 - 5026637629624

Includes

- 12v Impact Wrench with 5000rpm max
- Double socket adaptors: 11/16" (17mm), 3/4" (19mm) & 13/16 (21mm), 7/8" (23mm)
- Built in LED light, anti-slip Soft Grip Handle and 3.5m power cable



1/2 IN RATCHET TORQUE WRENCH
SWTOOL25 - 5026637665325

Includes

- 1/2" Ratchet Torque Wrench with reversible ratchet head with 28-210mm range and Adjustable Torque Setting
- Robust Steel Construction with extra Grip Handle
- 5" Extending Rod & 3/8" Adaptor
- Supplied in a Handy Plastic Carry Case!



3PCE EXTENSION BAR SET
SWTOOL39 - 5026637669514 - 1/4"
SWTOOL40 - 5026637669521 - 3/8"
SWTOOL41 - 5026637669538 - 1/2"

Includes

- 1.5, 2, 2.5, 3, 4, 5, 6, 8 & 10mm Keys
- Handy Plastic holder



PANEL/TRIM REMOVAL TOOL KIT
SWTOOL34 - 5026637666780

Includes

- High quality nylon tools



SPARK PLUG SPANNER
SWTOOL32 - 5026637666704

Includes

- Two end socket size: 16 & 18mm with L shape bar
- 300mm length



1/2" STRONG ARM
SWTOOL17 - 5026637661969

Includes

- 1/2" pivoting, spring loaded ball bearing socket retention head.
- 23"(60cm) length for extra leverage



3PCE PLIERS SET
SWTOOL30 - 5026637665851

Includes

- 8" Long nose pliers, 8" Combination pliers, 6" Diagonal cutting pliers



3 PIECE LOCKING PLIER SET
SWTOOL1 - 5026637628610

Includes

- 6 1/2" Long nose plier, 7" Locking plier & 10" Locking plier
- Comfortable dual density grip.
- Heat treated carbon steel construction
- Nickel plated 5 rivet construction



CAR BRAKE & CLUTCH BLEEDER TOOL KIT
SWTOOL33 - 5026637666728

Includes

- Extra-long hose and a range of adapters.
- Suitable for one-person operation.
- Magnetic base to prevent spillage.



DENT REPAIR KIT
SWDR - 5026637666827

Includes

- Glue Gun, Glue Stick, Release Agent, Pull Tab, Crossbar, Wing Nut, Dowel, Scraper, Adjuster, Glue Gun Stand



PINK TOOL KIT
SWTOOL37 - 5026637668708

Includes

- 6pce 12pt Socket - 10, 12, 14, 15, 17, 19mm
- 19pce 6pt Standard Socket 8, 9, 10, 11,12, 13, 14 15, 16, 17, 18, 19, 20, 21,22, 24, 27, 30, 32mm
- 2pce Spark Plug Socket 16 & 21mm
- 1 x 72T Ratchet handle
- 2pce Extension Bar - 125mm & 250mm
- 1 x 3 Way Adaptor
- 1 x Universal Joint



12 IN 1 OPEN TOOL TOTE
SWTOOL9 - 5026637629952

Features

- Made with water resistant polyester material
- 17 external pockets & 14 internal pockets
- Soft foam cushion grip handle
- Detachable shoulder strap
- Durable rubber feet
- Dimensions 30cmx23cmx31cm



HEAVY DUTY BALL JOINT SEPARATOR
SWTOOL31 - 502663766650

Features


- Impact free ball separation
- Secure Jaws and short shaft
- Dimensions: 200mm L, 45mm W (outer Fork) 14mm (inner Fork)



4 TONNE HEAVY DUTY HAND CABLE PULLER
SWTOOL13 - 5026637655074

Features

- 1.2 Metre (3ft) cable length.
- Non slip handle.
- Durable steel construction



ALUMINIUM LOADING RAMP 300KGS
SWRAMP - 5026637660269

Features

- Folding aluminium loading , easy to transport.
- Max weight: 300kgs



260PCE WIRE TERMINAL ASSORTMENT
SC1 - 5026637662249

Features

- A range of electrical wire terminals supplied in a convenient re-sealable plastic compartmentalised box.



125PCE O-RING ASSORTMENT
SC3 - 5026637662287

Features

- A large selection of O-rings supplied in a convenient re-sealable plastic compartment box.



146PCE NYLON LOCK NUT ASSORTMENT
SC6 - 5026637662348

Features

- A range of nylon lock nuts supplied in a convenient re-sealable plastic compartment box.



**500PCE ALUMINIUM SPLIT PIN ASSORTMENT
(BOX QTY: 24)
SC7 - 5026637662362**

Features

A range of aluminium split pins supplied in a convenient re-sealable plastic compartment box.



**HEAT SHRINK WRAP TUBE ASSORTMENT
SWTOOL14 - 5026637659683**

Includes

2.0 x 40mm - 30pc | 2.5 x 40mm - 25pc | 3.5 x 40mm - 20pc | 5.0 x 40mm - 20pc | 7.0 x 80mm - 16pc | 10.0 x 80mm - 8pc | 13.0 x 85mm - 8pc



**170PCE SCREW & U-TYPE CUSHION SPEED CLIPS ASSORTMENT
SC9 - 5026637662409**

Features

A range of Screw & U-Type Cushion Speed Clips supplied in a convenient re-sealable plastic compartment box.



**120PCE ZINC AUTO BLADE FUSES
SWFUS2 - 5026637629044**

Includes


5amp - 20pce | 10amp - 20pce | 15amp - 20pce | 20amp - 20pce | 25amp - 20pce | 30amp - 20pce



**10 PCE SINGLE FUSE SET STANDARD
SWFUS - 5026637628047**

Features

2 x 10A | 2 x 15A | 2 x 20A | 2 x 25A | 2 x 30A



**SINGLE 10 PCE FUSE SET MINI
SWFUM - 5026637628030**

Features

2 x 10A | 2 x 15A | 2 x 20A | 2 x 25A | 2 x 30A



**120 PCE MINI ZINC CAR FUSE SET
SWFUM2 - 5026637629051**

Includes


5amp - 20pce | 10amp - 20pce | 15amp - 20pce | 20amp - 20pce | 25amp - 20pce | 30amp - 20pce



**50 PCE O-RING
ASSORTMENTS
SWOR50 -
5026637645518**

Features


Help seal plumbing, air pipelines and other pipe connections against leaks. Assorted sizes.



**GAFFA / DUCT TAPE 50MM X 10M
ST/C1BK - 5026637003318
STC1SIL - 5026637023316**



**DOUBLE SIDED FOAM TAPE
DST12 - 5026637607141 - 12MM X 5M
DST19 - 5026637607165 - 19MM X 5M
DST25 - 5026637607158 - 25MM X 5M
DST50 - 5026637607172 - 50MM X 5M**



**GAFFA / DUCT TAPE 50MM X 50M
SS5050BK - 5026637013300 - BLACK
SS5050SIL - 5026637033308 - SILVER**



**PVC INSULATION
TAPE 10PK
PVC20BLACK -
5026637628153**

Features

Size: 19mm x 20mm, Heavy Duty Tape, Black, Multi purpose, Strong Adhesive



Jacks

Lift your vehicles safely with our wide range of heavy-duty jacks and stands. We have fixed and portable options including trolley, scissor, hydraulic and bottle styles, something to suit every need for every vehicle.

BOTTLE JACKS (colours may vary)

2 TONNE HYDRAULIC BOTTLE JACK SW2TBJ - 5026637611063

Lifting range	200-405mm
Features	2 piece steel lifting handle



4 TONNE HYDRAULIC BOTTLE JACK SW4TBJ - 5026637611070

Lifting range	180-350mm
Features	2 piece steel lifting handle



6 TONNE HYDRAULIC BOTTLE JACK SW6TBJ - 5026637611087

Lifting range	200-405mm
Features	2 piece steel lifting handle



TROLLEY JACKS (colours may vary)



1.5 TONNE HEAVY DUTY TROLLEY JACK
SW15TJCB - 5026637621604

Lifting range	135mm - 310mm
Features	360° swivel castors. Easy grab and 2 piece extension handle.



2 TONNE HEAVY DUTY TROLLEY JACK
SW2TJCB - 5026637610868

Lifting range	135mm - 432mm
Features	360° swivel castors. Easy grab and 2 piece extension handle.



2 TONNE TROLLEY JACK IN BLOW MOULDED CASE
SW2TJBM - 5026637610875

Lifting range	135mm - 342mm
Features	360° swivel castors. Blow moulded carry case. Easy grab and 2 piece extension handle.



3 TONNE HEAVY DUTY TROLLEY JACK
SW3TJCB - 5026637662423

Lifting range	135mm - 430mm
Features	360° swivel castors. Easy grab and 2 piece extension handle.

SCISSOR JACKS (colours may vary)



1 TONNE SCISSOR JACK
SWSJ1 - 5026637611193

Lifting range	135mm - 342mm
Features	Folding crank handle for easy storage. Sturdy steel construction. GS/TUV/CE Approved



1.5 TONNE HEAVY DUTY SCISSOR JACK
SWSJ2 - 5026637629037

Lifting range	105mm - 385mm
Features	Folding crank handle for easy storage. Sturdy steel construction. GS/TUV/CE Approved

JACK STANDS



PAIR 2 TONNE JACK STANDS USA STYLE
SWJS2T - 5026637611117

Lifting range	265-420mm
Features	GS/TUV/CE Approved



PAIR 3 TONNE JACK STANDS USA STYLE
SWJS3T - 5026637611124

Lifting range	280-430mm
Features	GS/TUV/CE Approved



PAIR 6 TONNE JACK STANDS USA STYLE
SWJS6T - 5026637611131

Lifting range	383-601mm
Features	GS/TUV/CE Approved

CONSUMER COMMENTS

"Really good and particularly low closed height."

"Ordered these on Tuesday arrived Friday brill service and stands do what they are made for."

"Great product for the price"

"Brill service and stands do what they are made for"

"Good strong axle stands as described."



**PAIR 2 TONNE ADJUSTABLE FOLDING AXLE STANDS
SW2TFAS - 5026637611100**

Lifting range	270-360mm
Features	GS/TUV/CE Approved



**PAIR 2 TONNE FIXED BASE AXLE STANDS GS/TUV/CE
SW2TAS 5026637611094**

Lifting range	240-360mm
Features	GS/TUV/CE Approved

WHEEL BRACES



**EXTENDING WHEEL BRACE
SWWB1 - 5026637612121**

Telescopic Range	350-520mm
Double Socket	17 & 19mm
Features	Chrome. GS/TUV Approved



**EXTENDING WHEEL BRACE
SWWB4 - 5026637618031**

Telescopic Range	350-520mm
Double Sockets	17 & 19mm, 21 & 23mm
Features	Anti-slip handle leverage



**BLUE PAINTED WHEEL BRACE
SWWB3 - 5026637612169**

Sockets	17mm, 19mm, 21mm, 23mm
Features	Blue painted. GS/TUV Approved



**SILVER PAINTED WHEEL BRACE
SWWB2 - 5026637612152**

Sockets	17mm, 19mm, 21mm, 23mm
Features	Silver plated. GS/TUV Approved



First Aid & Roadside Emergencies

Road safety should be at the forefront of every driver's mind, so our comprehensive range of roadside solutions has you covered. From first aid kits to replacement bulbs, you can drive with peace of mind that should an emergency occur, you have everything you need to stay safe.



10 PCE EMERGENCY BULB AND FUSE KIT SWBK2 - 5026637668531

Includes:

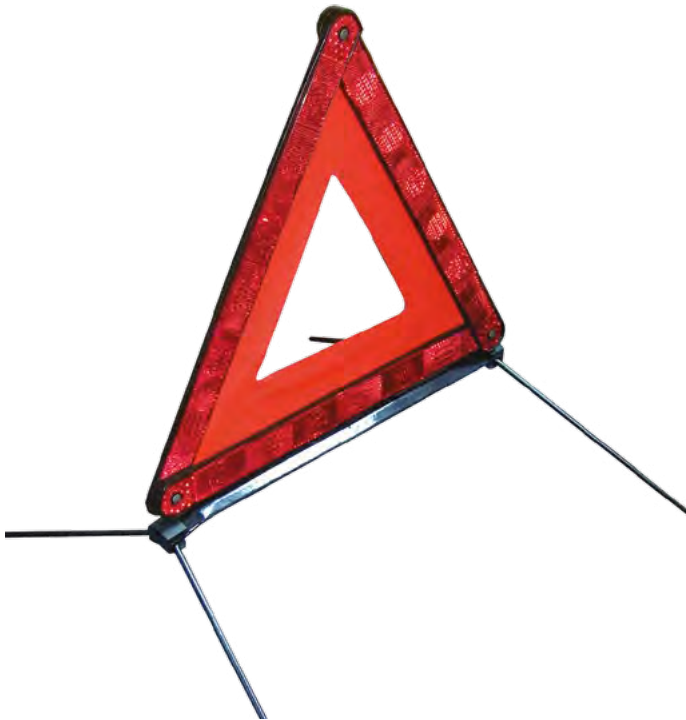
- H1 12V 55W Emark E4 headlight bulb
 - H4 12V 60/55W Emark E4 headlight bulb
 - H7 12V 55W Emark E4 headlight bulb
 - 382/382A 12V 21W E4 stop/flasher
 - 382/382A 12V 21W Amber E4 stop/flasher amber
 - 501/207 12V 5W E4 BAI5S side and tail
 - 501/207 12V 5W E4 side and tail
 - 10A, 20A, 30A - 1 piece each
- Compulsory in main European countries.



12PCE EMERGENCY BULB AND FUSE KIT SWBK1 - 5026637618659

Includes:

- 207 12v/5w Side/Tail
 - 380 12v/21w Stop/Tail
 - 382 12v/21w Indicator
 - 501 12v/5w Interior
 - 581 12v/21w Amber Indicator
 - H1 12v/55w Halogen
 - H4 12v/55w Halogen
 - H7 12v/55w Halogen
 - 10 amp fuse Blade
 - 15 amp fuse Blade
 - 20 amp fuse Blade
- Compulsory in main European countries.



WARNING TRIANGLE
SWWT400 - 5026637605888

Includes:

E approved, handy carry case



HI VIS VEST YELLOW
RJY - 5026637608124

Includes:

One adult size jacket



BEAM DEFLECTORS
SWTT92 - 5026637615290

Features:

Easy application, For UK right hand drive vehicles, Free GB sticker, Mandatory for travelling abroad, Also includes a Free European motoring legal requirements and emergency information leaflet for 40 countries



40PCE FIRST AID KIT
FAK1 - 5026637607004



DELUXE FIRST AID KIT WITH MOUNTING BRACKET
FAK2 - 5026637621352



Luggage Elastics

An essential item for those on the go, our luggage elastics can be used to keep your belongings safe and secure whilst travelling or even storing away at home.

All BS Standard



PAIR 18" LUGGAGE ELASTICS
SWLE1 - 5026637610998



30" 4 CLAW SPIDER LUGGAGE ELASTICS
SWLE4 - 5026637611025



PAIR 90CM HEAVY DUTY HOOKS LUGGAGE CORDS
SWLE12 - 5026637647376



BUNGEE WITH HEAVY DUTY HOOK - 48"
SWLE19 - 5026637662188

Features:

1 x 8mm Ø x 1200mm (47") Length (Approx.)

PLEASE NOTE: for all luggage elastics colours may vary



PAIR 24" LUGGAGE ELASTICS
SWLE2 - 5026637611001



PAIR 36" LUGGAGE ELASTICS
SWLE3 - 5026637611018



30" 6 CLAW SPIDER LUGGAGE ELASTICS
SWLE5 - 5026637611032



30" 8 CLAW SPIDER LUGGAGE ELASTICS
SWLE6 - 5026637611049



8PCE ASSORTED LUGGAGE ELASTIC PACK (Lightweight only)
SWLE7 - 5026637618987

Features:

4 x 4mm x 250mm, 2 x 8mm x 600mm, 2 x 8mm x 800mm



6PC LUGGAGE ELASTIC SET
SWLE18 - 5026637662164

Features:

2 x 8mm Ø x 450mm (Approx.) / Max Useable 810mm (Approx.)
 2 x 8mm Ø x 600mm (Approx.) / Max Useable 1080mm (Approx.)
 2 x 8mm Ø x 800mm (Approx.) / Max Useable 1440mm (Approx.)



8PCE LUGGAGE ELASTIC SET
SWLE15 - 5026637662102

Features:

2 x 8mm Ø x 450mm (Approx.) / Max Useable 810mm (Approx.)
 2 x 8mm Ø x 600mm (Approx.) / Max Useable 1080mm (Approx.)
 2 x 8mm Ø x 800mm (Approx.) / Max Useable 1440mm (Approx.)
 2 x 8mm Ø x 1000mm (Approx.) / Max Useable 1800mm (Approx.)

Ratchet Tie Downs & Tow Ropes

Protect your belongings and tow with security with our range of durable tie downs and ropes. Ideal for use on luggage, construction materials, outdoor sport & leisure items and large vehicles.



BUCKLE STRAPS
SWTD2 - 5026637600562

Strap length	2.5m
Max load	122kg
Break capacity	250kg



BUCKLE STRAPS
SWTD3 - 5026637021121

Strap length	3m
Max load	122kg
Break capacity	250kg



RATCHET TIE DOWN
SWTD4 - 5026637002137

Strap length	4.5m
Max load	122kg
Break capacity	250kg



RATCHET TIE DOWN
SWTD5 - 5026637022135

Strap length	5m
Max load	122kg
Break capacity	250kg



RATCHET TIE DOWN S HOOKS
SWTD6 - 026637600579

Strap length	3.5m
Max load	122kg
Break capacity	250kg



HEAVY DUTY RATCHET TIE DOWN WITH J HOOKS
SWTD7 - 5026637600586

Strap length	2 x 35mm / 5m
Max load	1000kg
Break capacity	2000kg



HEAVY DUTY RATCHET TIE DOWN WITH J HOOKS
SWTD8 - 5026637600593

Strap length	50mm / 8m
Max load	2500kg
Break capacity	5000kg



8 PIECE TIE DOWN KIT WITH LUGGAGE ELASTICS
SWTD9 - 5026637618567

Strap length	2 x 2.5m Buckle Tie Downs 2 x 3.5m Buckle Tie Downs 2 x 60cm & 2 x 40cm
Max load	122kg
Break capacity	250kg



HEAVY DUTY RATCHET TIE DOWNS
SWTD10 - 5026637614187

Strap length	2 x 25mm / 3.5m
Max load	122kg
Break capacity	250kg



RATCHET TIE DOWNS WITH RUBBER HANDLES
SWTD11 - 5026637614194

Strap length	2 x 32mm / 5m
Max load	122kg
Break capacity	250kg

**1.5 TONNE
YELLOW TOW ROPE
SWTR15 -
5026637600630**

Tow weight	1.5 tonne
Max length	3.5m
On tow sign	N



**2 TONNE
YELLOW TOW ROPE
SWTR20 -
5026637616129**

Tow weight	2 tonne
Max length	3.5m
On tow sign	Y




**2.5 TONNE
BLUE TOW ROPE
SWTR25 -
5026637600647**

Tow weight	2.5 tonne
Max length	3.5m
On tow sign	Y



**3 TONNE
YELLOW TOW ROPE
SWTR30 -
5026637600661**

Tow weight	3 tonne
Max length	3.5m
On tow sign	Y



**2 TONNE STEEL TOWING BAR QUICK SNAP ON/OFF USE
SWQTB - 5026637606748**

Tow weight	2 tonne
Max length	N/A
Features	Snap on/off use



TOWING BELT UP TO 2.5 TONNE
SWTB25 - 5026637619434

Tow weight	2.5 tonne
Max length	3.5 m x 50mm
Includes	On tow sign, reg flag



TOWING BELT UP TO 4.5 TONNE
SWTB45 - 5026637619120

Tow weight	4.5 tonne
Max length	3.5 m x 50mm
Includes	On tow sign, reg flag



TOWING BELT UP TO 6.5 TONNE
SWTB65 - 5026637619441

Tow weight	6.5 tonne
Max length	3.5 m x 50mm
Includes	On tow sign, reg flag





Valeting

A wide range of valeting/ cleaning products for vehicles. Microfibre cloths, vacuum cleaners, wash brushes, hose pipes and hand pressure washers, we have everything you need to keep your vehicle's interior and exterior looking super fresh and spotless.

PDQ
of 6



SINGLE 30PCE WET WIPES
SWCR20 - 5026637659942
SWCR20 - 5026637659935 - PDQ

Features
 30 Wet Wipes in each tub. Supplied in handy vehicle cup holder sized container.

PDQ
of 10



MICRO FIBRE CLOTHS



WINDSHIELD WONDER
SWWW - 5026637619595

Features
 16" - 2 Pce handle with swivel head. Includes spare microfibre head cloth and spray bottle



MICROFIBRE EASY CLEANER
SWCR12 - 5026637648137

Features
 13.5" ergonomic handle with pivot head, Use wet or dry.



SINGLE MICROFIBRE DUST & POLISH MITT
SWCR8 - 5026637628924
SWCR8 - 5026637629570 PDQ

Features
 Size: 18cm x 23cm.
 Washable. Reusable. Safe on all types of motor body work



**PACK OF 5 SUPER SOFT
POLISHING CLOTHS**
SWCR22 - 5026637662225

Features

Size: 35cm x 35cm. Machine washable at 60°C. Reusable. Ideal for use on vehicles and around the home.

**PDQ
of 20**



**SINGLE 2PK MICROFIBRE
GLASS TOWEL**
SWCR5 - 5026637628894
SWCR5 PDQ - 5026637629549

Features

Size: 36cm x 36cm.
Washable. Reusable. Ideal for use on vehicles and around the home.

**PDQ
of 9**



**SINGLE 6 PACK MICROFIBRE
TOWELS**
SWCR3 - 5026637628559
SWCR3 PDQ - 5026637643507

Features

Size: 35cm x 40cm. Machine washable at 60°C. Reusable. Ideal for use on vehicles and around the home.

**PDQ
of 5**



10 PACK MICROFIBRE CLOTH IN BAG
SWCR19 - 5026637659706

Features

Size: 40cm x 40cm. Machine washable at 60°C. Reusable. Ideal for use on vehicles and around the home.



**5 PK 2-IN-1 PREMIUM LUXURY
MICROFIBRE TOWEL**
SWCR18 PDQ - 502663758648

Features

Size 45cm x 38cm.
Reversible towel for interior and exterior.
Washable. Reusable.



“GRAB A CLOTH” BOX OF 30
SWCR26 - 5026637667961

Features

Size: 30cm x 30cm. Laser-cut edgeless cloths, do not fray or unravel



MONKEY MITT
SWCR23 - 5026637663437

Features

Breathable mesh fabric, super soft, machine washable at 60°C

PDQ
of 6



MICROFIBRE WASH SPONGE
SWCR7 - 5026637628917
SWCR7 PDQ - 5026637629563

Features

Size: 23cm x 11cm x 7cm.
 Washable. Reusable.
 Safe on all types of motor body work

PDQ
of 6



SINGLE MICROFIBRE WASH & SCRUB SPONGE
SWCR9 - 5026637628931
SWCR9 PDQ - 5026637629587

Features

Size: 23cm x 10cm x 5cm.
 Washable. Reusable.



7PCE CLEANING KIT
SWCR25 - 5026637667930

Features

Microfibre cloth, microfibre sponge, squeegee, microfibre dust mitt, duster, storage bag.



2 IN 1 DEMIST PAD
SWDMP2 - 5026637669620

Features

Chamois material, Machine Washable, Clean Windows and Mirrors without Chemicals
 Size: 20cm (W) X 10cm (H) X 5cm (D)



CAR POLISHING BONNET PADS
SWCP2 - 5026637666490

Features

Size: 25cm diameter. Pack of 4.



AQUA FLEXI BLADE
HFB - 5026637605086

Features

Moulds to a vehicles contours.
Non scratch and streak free drying.



BUDGET FLEXI BLADE
HFB2 - 5026637621734

Features

Moulds to a vehicles contours.
Non scratch and streak free drying.



SUPER SOFT CHAMOIS
SWSSC3 - 5026637606564 - 3SQFT
SWSSC4 - 5026637606571 - 4SQFT
SWSSC5 - 5026637606588 - 5SQFT

Features

First grade quality cod oil tanned chamois.



CAR POLISHER
SWCP1 - 5026637618048

Features

Size: 25cm diameter. Wash and wax any vehicle to a showroom shine in minutes. Also ideal for tiled floors and walls, wooden polished tables. 3500rpm



12V VACUUM CLEANER
SWCV5 - 5026637627699

Features

12V cigarette socket, 3m power lead, crevice attachment, washable dust collector with filter



12V CAR VACUUM WET & DRY
SWCV - 5026637614989

Features

12V cigarette socket, 3m power lead, crevice attachment, washable dust collector with filter



**Expands from
16ft to 50ft**

**15.25M AQUASTRETCH EXPANDABLE HOSE
SWCR27 - 5026637668753**

Hose length	15.25m
Features	Carrying handle with hanging holes for wall storage, universal hose connectors



**Expands from
33ft to 100ft**

**30.50M AQUASTRETCH EXPANDABLE HOSE
SWCR28 - 5026637668777**

Hose length	30.50m
Features	Anti-kink design, wind storage reel with stand, universal hose connectors



**Stretches up to
50ft (15.25m)**

**AQUASTRETCH
EXCEL WITH HOLDER
SWCR24 - 5026637664175**

Hose length	15.25m
Other features	Anti-kink design, wind storage reel with stand



**10M HOSE REEL KIT
SWCR21 -
5026637661778**

Hose length	10m
No of settings	8 - full, jet, narrow, mist, sprinkle, cone, flat angled, spray.
Other features	Carrying handle with hanging holes for wall storage



**SUPERFLAT
HOSE 15M
SWCR13 -
5026637650888**

Hose length	15.25m
No of settings	7
Other features	Anti-kink design, wind storage reel with stand



**20L CARAWASH
LWACC362 - 5026637654602**

Hose length	7m
No of settings	Interchangeable brush and multi spray nozzle
Other features	Simple to use hose/connections and controls



8L PORTAWASHER/PORTABLE POWER SPRAYER
SWPW - 5026637621796

Hose length	2.5m
Features	No electric, no hosepipe. Includes soft bristle brush and long reach lance. Simple hand pump operation and shoulder strap



10L PORTAWASHER/PORTABLE POWER SPRAYER
SWPW2 - 5026637627668

Hose length	2.5m
Features	No electric, no hosepipe. Includes soft bristle brush and long reach lance. Simple hand pump operation and shoulder strap



5 LITRE SPRAYER
SWPW3 - 5026637655876

Hose length	1.3m
Features	Simple hand pump operation. Trigger operated hand grip, long lance, adjustable spray nozzle.



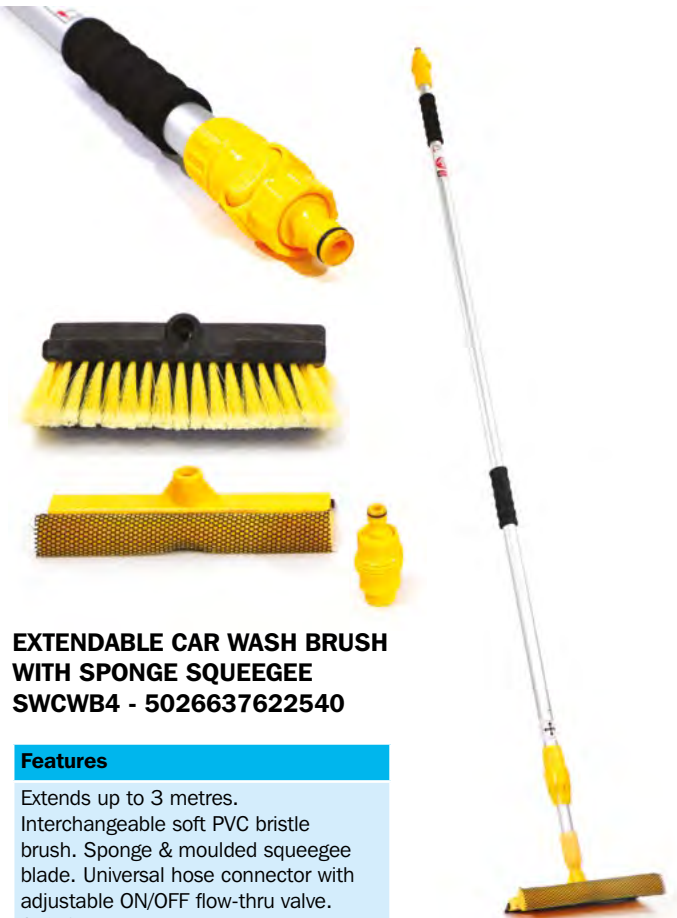
12L PRESSURE SPRAYER
SWPW4 - 5026637661198

Hose length	2.5m
Lance length	66cm
Handle & trigger	17.7cm
Brush length	38cm
Features	Simple hand pump operation

**TELESCOPIC CAR WASH BRUSH WITH RUBBER SQUEEGEE
SWCWB - 5026637612015**

Features

Extending car wash brush with aluminium pole 1.8m in length. 2 foam soft grip handles. Soft PVC bristle brush and universal hose connector.



**EXTENDABLE CAR WASH BRUSH WITH SPONGE SQUEEGEE
SWCWB4 - 5026637622540**

Features

Extends up to 3 metres. Interchangeable soft PVC bristle brush. Sponge & moulded squeegee blade. Universal hose connector with adjustable ON/OFF flow-thru valve. Soft Grip handles.

**CAR WASH BRUSH
SWCWB2 - 5026637642395**

Features

Extending car wash brush from 107cm to 176cm with soft bristles. Universal hose connector with adjustable ON/OFF flow-thru valve. 2 foam Soft Grip handles.



**1.65M DUO FLOW THROUGH BRUSH WITH CHENILLE BRUSH
SWCWB9 - 5026637669477**

Features

Soft, nonabrasive fibres effortlessly hold & lift dirt, dust and grease from any surface. Telescopic handle extends from 0.95-1.65m and pivots 180°. Can be used wet or dry with no chemicals needed. Washable and reusable. Use head with telescopic pole or remove and use by hand. Telescopic handle extends from 0.95-1.65m and pivots 180°



BLASTER BRUSH




BLASTER BRUSH
2 IN 1 WASH BRUSH WITH JET SPRAY
SWCWB5 - 5026637622601

Features

Blaster Brush with Jet Spray. Unique 2 in 1 Cleaning Brush and High Pressure Sprayer (dependant on hose water pressure)- extends up to 1.4m



BLASTER BRUSH II WATER + BROOM



BLASTER BRUSH KIT - INCLUDES BROOM
SWCWB6 - 5026637629945

Features

Blaster brush head plus the new interchangeable screw-in Blaster Water Broom Head. No Electricity required. Features a telescopic aluminium pole. Easy glide On/Off switch. Universal hose connector.



Chemicals

Our range of long lasting and highly effective chemicals can be used on a range vehicles and household items such as ironwork and furniture to clean, repair and maintain quickly. User friendly and fast setting.

CLEANING



MULTI PURPOSE FOAM CLEANER
SWCHEM2 - 5026637629815



ENGINE DEGREASER
SWCHEM4 - 5026637629877



CARB CLEANER
SWCHEM6 - 5026637629891



BRAKE CLEANER
SWCHEM7 - 5026637629907



MULTI PURPOSE LUBRICANT
SWCHEM24 - 55026637647260



SCRATCH REMOVAL KIT
SWCHEM22 - 5026637629846

Includes

Microfibre cloth, Applicator Sponge, Scratch Remover 225ml



DASHBOARD CLEAN AND SHINE - LEMON FRAGRANCE
SWCHEM11 - 5026637629723



DASHBOARD CLEAN AND SHINE - CHERRY FRAGRANCE
SWCHEM12 - 5026637629730



DASHBOARD CLEAN AND SHINE - NEW CAR FRAGRANCE
SWCHEM13 - 5026637629747



DASHBOARD CLEAN AND SHINE - VANILLA FRAGRANCE
SWCHEM14 - 5026637629754



TYRE SEALER / INFLATOR 450ML
SWCHEM8 - 5026637629914



TYRE SEALER / INFLATOR 650ML
SWCHEM35 - 5026637659836

TYRE SEALER KIT WITH COMPRESSOR
SWCHEM9 - 5026637629921

Includes

Air compressor, adaptors, 450ml tyre puncture repair sealer, Inflator, gloves, Cleansing wipe, Hi Vis Vest, Carry case



CONSUMER COMMENTS

"Cleaned up the scratches on my bumper nicely"

"Great range of products for a fair price, no complaints here"

"Works as well as any lubricants I've bought previously and for less than half the price"

PAINTS, PRIMERS & HAMMER FINISH PAINTS



CHROME PAINT
SWCHEM16
5026637629778



SILVER PAINT
SWCHEM17
5026637629785



BLACK GLOSS PAINT
SWCHEM26
5026637647765



WHITE GLOSS PAINT
SWCHEM27
5026637647772



HAMMER FINISH PAINT
GOLD
SWCHEM40
5026637664847



HAMMER FINISH PAINT
GREEN
SWCHEM41
5026637664854



Paints & Primers

Our range of long lasting and highly effective chemicals can be used on a range vehicles and household items such as ironwork and furniture to clean, repair and maintain quickly. User friendly and fast setting.



MATTE BLACK PAINT
SWCHEM25
5026637647758



WHITE PRIMER
SWCHEM28
5026637647789



GREY PRIMER
SWCHEM29
5026637647796



RED GLOSS PAINT
SWCHEM33
5026637655920



BLUE GLOSS PAINT
SWCHEM34
5026637655944



HAMMER FINISH PAINT
SILVER
SWCHEM39
5026637664830



HAMMER FINISH PAINT
GREY
SWCHEM42
5026637664861



CLEAR LACQUER
SWCHEM31
5026637648823

CONSUMER COMMENTS

"A very durable Paint, I used a primer and the Red Gloss which gave very good coverage, I recommend this spray paint, it has a competitive price, would use again"

"Excellent product and a really good price"



Sealants & Adhesives

The rapid setting Vtech range at Streetwize offer quick and easy repairs to a range of items both at home and on vehicle parts made from ferrous and aluminium metals. Easy to use and highly effective within seconds!



CLEAR SEALANT 75GM
VT-130 -
9555202600295



AUTO SEALANT 75GM
VT-131 -
9555202600301



RAPID STEEL PUTTY
56.8GM
VT-138 -
9555202601599



RAPID STEEL PUTTY
56.8GM PDQ
VT-13820Z
9555202602913



VALVE GRINDING PASTE 100GM CAN
VT-561 -
9555202602596



HIGH PERFORMANCE MS SEALANT
VT-652 -
9555202603005



VITAL RED RTV GASKET MAKERS 85GM
VT-151 -
9555202600394



VITAL GREY RTV GASKET MAKERS 85GM
VT-152 -
9555202600400



VITAL COPPER RTV GASKET MAKERS 85GM
VT-153 -
9555202600417



VITAL BLACK RTV GASKET MAKERS 85GM
VT-157 -
9555202600554



RAPID STEEL EPOXY MINI PACK 20GM
VT-144 -
9555202600677



VITAL CLEAR RTV GASKET MAKERS 85GM
VT-164 -
9555202601353



VITAL GREY PRO 600F SENSOR SAFE 100GS
VT-152P -
9555202603098



VITAL BLACK PRO 600F SENSOR SAFE 100GS
VT-157P -
9555202603104



VITAL GUM EXHAUST PASTE 150G
VT-180 -
9555202601261



VITAL SOL METAL POLISH 100GM BOXED
VT-550 -
9555202601421



THREADLOCKER RED ANAEROBIC ADHESIVE 6.0ML
VT-871 -
9555202602329



THREADLOCKER BLUE ANAEROBIC ADHESIVE 6.0ML
VT-843 -
9555202602312



Car Enhancement

Our vehicles serve us well over the years, so why not give yours some TLC with our range of aesthetically enhancing products, from window film to number plate surrounds and exhaust tips, make your pride and joy stand out from the crowd.

WINDOW FILM

20" x 90"
(51cmx229cm)



30" x 60"
(76cmx152cm)



LE MANS BLACK 20" WINDOW FILM
MPWF1 - 5026637500534

LE MANS BLACK 30" WINDOW FILM
MPWF2 - 5026637500541

DK SMOKE 30" WINDOW FILM
MPWF8 - 5026637500602

Features	Size
-Reduces heat and glare from the sun.	20" x 90" (51cm x 229cm)
-Simple to fit - gives added security.	30" x 60" (76cm x 152cm)
-Makes glass shatter resistant.	30" x 60" (76cm x 152cm)

NUMBER PLATE SURROUNDS



CHROMED ABS NUMBER PLATE HOLDER
 UXCNP - 5026637606458



CHROMED METAL NUMBER PLATE HOLDER
 UXCNP2 - 5026637607844



CHROME PLATED ABS NUMBER PLATE HOLDER WITH BACKING PLATE
 UXCNP3 - 5026637649677



STAINLESS STEEL FRAME NUMBER PLATE HOLDER WITH BACKING PLATE
 UXCNP4 - 5026637649684



BLACK PLASTIC NUMBER PLATE SURROUND
 UXCNP5 - 5026637666476



50 X NUMBER PLATE PADS
 SWLPP1 - 5026637654282

MUD FLAPS



UNIVERSAL PAIR MUD FLAPS
 SWMF - 5026637611452



URBAN X RALLY FLAPS PAIR - BLUE
 UXRF1 - 5026637611759



URBAN X RALLY FLAPS PAIR - RED
 UXRF2 - 5026637611766



URBAN X RALLY FLAPS PAIR - BLACK
 UXRF3 - 5026637611773

AIR HORNS



HAND HORN
SWHH - 5026637620270

Features
Hand Horn Clam Pack. Hand Held Air Horn (Non Gas). Pump action compresses air to make a sound. Simple to use. Eco friendly. Never runs out.



MONZA TWIN AIR HORN WITH RED TRUMPETS
SWAH1 - 5026637610325

Features
Complete with relays and all fittings.



MUSICAL HORN
BH1 - DIXIE - 5026637612640
BH2 - LA CUCARACHA - 5026637612497

Features
Includes Five Different Trumpet Tones. Easy fit kit.



12V DISC HORN
SWRH1 - 5026637623264

Features
12v. Electric High Tone, Twin Terminals



BEE STING AERIAL BLACK
MPBSBK - 5026637602818

Features
18.5cm, Max Power Roof Aerial, Adaptor included

AIR FILTER INDUCTION KITS



CHROME INDUCTION FILTER KIT
MPUAF - 5026637603754

Dimensions

130mm (L) x 130mm (W) x 160mm (H)



CHROME / RED MESH FUNNEL FILTER KIT
MPUAF1 - 5026637605765

Dimensions

Height 6", Width on top 4.5", Width on bottom 6"



CHROME INDUCTION FILTER KIT MESH BODY
MPUAF7 - 5026637607134

Dimensions

130mm (L) x 130mm (W) x 175mm (H)



CHROME / BLUE MESH FUNNEL FILTER KIT
MPUAF8 - 5026637607110

Dimensions

Height 6", Width on top 4.5", Width on bottom 6"



CHROME / SILVER MESH FUNNEL FILTER KIT
MPUAF9 - 5026637607127

Dimensions

Height 6", Width on top 4.5", Width on bottom 6"

PRODUCT INFO

Streetwize Filters are an efficient air cleaner system. Air induction efficiency can be improved by the funnel effect. This in turn gives improved engine efficiency and can cut fuel consumption.

ALL INDUCTION KITS INCLUDE ADAPTOR RINGS.

EXHAUST



**STAINLESS STEEL MUFFLER TWIN ROUND PIPES
SWUXE14 - 5026637610363**

Dimensions

Overall Length: 21", Tip: two round 2.7" x 2.7" x 6.5"
Body Size: 11.8" Long x 5.31" Deep x 8.26" Wide, Inlet: 2.1



**STAINLESS STEEL MUFFLER "FLAT" OVAL BOX WITH
SQUARE END
SWUXE15 - 5026637615078**

Dimensions

Inlet ID: 2.0"(52 mm), Outlet OD: 6.5" x 3", Body Diameter: 5" x 8"
Inlet Length: 2", Body Length: 12" Outlet Length: 7", Overall Length: 21"



**CHROME EXHAUST TIP WITH BEND OUTLET - SLASH CUT
SWCD60 - 5026637614668 - FITS UP TO 57MM
SWCD65 - 5026637614675 - FITS UP TO 62MM
SWCD70 - 5026637614682 - FITS UP TO 67MM**



CHROME EXHAUST TIP

- SWCT48 - 5026637612565 - FITS UP TO 45MM
- SWCT51 - 5026637612572 - FITS UP TO 48MM
- SWCT54 - 5026637612589 - FITS UP TO 51MM
- SWCT57 - 5026637612596 - FITS UP TO 54MM
- SWCT60 - 5026637612602 - FITS UP TO 57MM
- SWCT65 - 5026637612619 - FITS UP TO 62MM
- SWCT70 - 5026637612626 - FITS UP TO 67MM
- SWCT75 - 5026637615214 - FITS UP TO 72MM
- SWCT80 - 5026637614521 - FITS UP TO 77MM
- SWCT85 - 5026637665622 - FITS UP TO 86MM



ISO/TS 16949m 2009

Wiper Blades

Natural soft rubber performance wiper blades with straight or curved edge. Both have aerodynamic design with air vents to reduce wind lift at speed (tested to over 100mph). Extremely long lasting and resistant to heat and cold.

CURVED WIPER BLADES

Features

Latest curved design with precision tensioned dual steel spring for uniform pressure along the whole blade. Precision cut edge. Comes complete with adapter kit.

ADAPTER KIT



- 13" - SWWB13 - 5026637621420
- 15" - SWWB15 - 5026637627675
- 16" - SWWB16 - 5026637618673
- 17" - SWWB17 - 5026637618680
- 18" - SWWB18 - 5026637618697
- 19" - SWWB19 - 5026637618703
- 20" - SWWB20 - 5026637618710
- 21" - SWWB21 - 5026637618727
- 22" - SWWB22 - 5026637618734
- 23" - SWWB23 - 5026637622373
- 24" - SWWB24 - 5026637618741
- 26" - SWWB26 - 5026637618758
- 28" - SWWB28 - 5026637618765
- 30" - SWWB30 - 5026637625190
- 32" - SWWB32 - 5026637629631

PRECISION CUT EDGE



ADAPTER KIT



STRAIGHT WIPER BLADES

Features

Graphite fluoride precision cut technology greatly reduces wind noise. Precision cut edge. Comes complete with adapter kit.

- 16" - SWSWB16 - 5026637628702
- 17" - SWSWB17 - 5026637628719
- 18" - SWSWB18 - 5026637628726
- 19" - SWSWB19 - 5026637628733
- 20" - SWSWB20 - 5026637628740
- 21" - SWSWB21 - 5026637628757
- 22" - SWSWB22 - 5026637628764
- 24" - SWSWB24 - 5026637628771
- 26" - SWSWB26 - 5026637628788
- 28" - SWSWB28 - 5026637628795

PRECISION CUT EDGE





General Car Accessories

A range of essentials to keep you travelling comfortably and legally.

PAIR OF
x2



BLACK SEAT BELT PADS (PAIR)
SWHP1 - 5026637610622



8 BALL EASY STEER
SWES - 5026637601873



LARGE DIGITAL CLOCK
SWC2 - 5026637606359



CAR DOOR EDGE GUARD (U SHAPE) 2M BLACK
SWDP1 - 5026637645655



CAR DOOR EDGE GUARD (U SHAPE) 2M CLEAR
SWDP2 - 5026637645662



CAR DOOR GUARD (PAIR) BLACK
SWDP3 - 5026637645679



CAR DOOR GUARD (PAIR) AMBER
SWDP4 - 5026637665974



CAR DOOR GUARD (PAIR) BLUE
SWDP5 - 5026637665981



CAR DOOR GUARD (PAIR) RED
SWDP6 - 5026637665998

PDQ
of 12



CUP HOLDER ASHTRAY (PDQ)
SWASH - 5026637651960



VENT FIT DRINKS HOLDER
SWCH2 - 5026637627507



REAR WIDE VIEW DOUBLE MIRROR
SWIM1 - 5026637643491

EASY MIRROR FIX - LARGE
SW794 - 5026637600982 - STANDARD (8"X 5")
SW894 - 5026637600999 - LARGE (10"X 7")

Includes

Large size - 10"x 7". Can be cut to size.



SUCTION MIRROR 6" X 2"
SWIM62 - 5026637617737



2X BLIND SPOT MIRROR
SWBS4 - 5026637645747




FULLY MAGNETIC GB STICKER
SWGB - 5026637668302



FULLY MAGNETIC "L" PLATES
SWLP5 - 5026637629594



PAIR GREEN "P" PLATES
SWLP6 - 5026637621222



WHEEL SPACER PAIRS
UXWS1 - 5026637611827 - 2 PER PK/3MM
UXWS2 - 5026637611834 - 2 PER PK/5MM
UXWS3 - 5026637611841 - 2 PER PK/9.5MM



SPRING ASSISTER
LWACC40 - 5026637627125 - 18MM-25MM GAP
LWACC41 - 5026637627132 - 26MM-39MM GAP
LWACC42 - 5026637627149 - 39MM-51MM GAP
LWACC43 - 5026637627156 - 52MM-65MM GAP



12V OR 24V LARGE IN-CAR TRAVEL CAPACITY KETTLE
SWK2 12V - 5026637627965
SWK3 24V - 5026637628023



CAR TRAVEL KETTLE 12V WITH ACCESSORIES
SWK1 - 5026637606038



TRAVEL FLASK
SWTF1 - 5026637647727



12V WATER HEATER ELEMENT
SWHE - 5026637613227



12V HAIR DRYER
SWHD - 5026637628818



12V HAIR STRAIGHTENERS
SWHS - 5026637618666



Winter Accessories

Cold mornings and snowy weather can make your journey longer, but Streetwize have you covered with a range of durable winter products to tackle even the frostiest of windscreens and icy surfaces.

PDQ
of 20



PIGGY BACK SCRAPER 6 IN 1 - PDQ
SWPBS - 5026637622045



STAINLESS STEEL SCRAPER WITH CUSHION GRIP
SWIS - 5026637663864 (PDQ)

PDQ
of 20



3 IN 1 ICE SCRAPER
SWIS2 - 5026637670480
SWIS 2 PDQ - 5026637670473

PDQ
of 10



GLOVE ICE SCRAPER
SWIS3 - 5026637670510
SWIS3 PDQ - 5026637670503



SNOW SHOES
SWWR14 - 5026637621956 - SHOE SIZE 3-6
SWWR15 - 5026637621963 - SHOE SIZE 6.5-9
SWWR16 - 5026637621970 - SHOE SIZE 9.5-12



EXTENDING COMPACT SHOVEL WITH ALUMINIUM POLE
SWWR11 - 5026637621925

Features

Extending Compact Shovel with Aluminium Pole
 Ideal for use in snow, mud, sand and more.
 Heavy Duty aluminium shaft with robust polypropylene shovel and handle
 With Telescopic Handles -Easy to adjust with push button spring lock

Size

Length of shovel when extended 93cm
 Length of shovel when adjusted to smaller size 74cm




COMPACT SHOVEL WITH METAL EDGE
SWWR17 - 5026637621987

Features

3 pce Compact Emergency Vehicle Shovel. Steel 'D' handle.
 The shovel blade is fitted with steel edge protector
 Compact for easy storage. Assembled in seconds
 Ideal for unexpected emergencies in tumultuous weather

Size

Length when assembled 82cm
 Width of shovel 26.5cm



12V AUTO HEATER/DEFROSTER WITH LIGHT
SWCH400 - 5026637660283



12V CAR HEATER/DEFROSTER WITH HANDLE
SWCH500 - 5026637662836



HEATED SEAT CUSHION WITH LUMBAR SUPPORT
SWMAS2 - 5026637667329



HEATED SEAT CUSHION
SWHCUS - 5026637618475



MAGNETIC WINDSCREEN COVER
SWUFP4 - 5026637666070 - MEDIUM
SWUFP5 - 5026637666087 - LARGE



UNIVERSAL FROST PROTECTOR
SWUFP1 - 5026637611582 - SMALL/MEDIUM
SWUFP2 - 5026637621376 - LARGE



Summer Accessories


Driving during the hotter months can be hard work, but thanks to our handy range of oscillating car fans and sun shields, you can sit back and enjoy those long summer road trips.



SUN VISOR WITH SLIDER
SWSV - 5026637611490



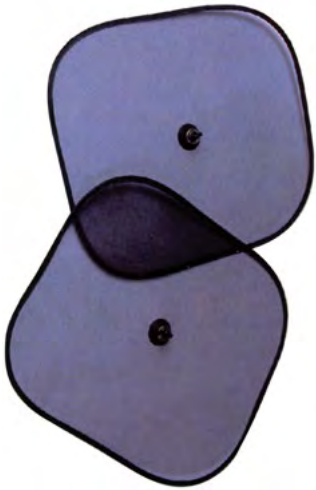
DUAL NIGHT & DAY VISOR
SWVIS1 - 5026637658532



COOL SEAT/BACK CUSHION
SWOC4 - 5026637665165



NIGHT VISION DRIVING GLASSES
SWNV1 - 5026637645907



FOLDING SUN SHADES (PAIR)
SWFB1 - 5026637612961



ROLLER BLINDS (PAIR)
SWRB2 - 5026637612978



FOLDING SUN SHADE
SWFA 130CM X 60CM
5026637621390
SWFA2 140CM X 70CM
5026637646638



12V 5" OSCILLATING CAR FAN
SWCF1 - 5026637612213



12V 6" METAL OSCILLATING CAR FAN
- 2 SPEED
SWCF3 - 5026637612237



12V 6" OSCILLATING CAR FAN
WITH PLUG
SWCF4 - 5026637654763



12V 7" TWIN OSCILLATING CAR FAN
SWCF5 - 5026637654770



12V 4.5" OSCILLATING
CAR FAN WITH
SUCKER - 2 SPEED
SWCF6 -
5026637668494



Jerry Cans, Pumps & Funnels

Prepare for breakdowns by having fuel accessories stored in the boot of your car. Our range can be used on petrol and diesel vehicles, allowing you to transfer flammable liquids safely to get back on the road.



3 IN 1 FUNNEL SET
SWFUN2-SGL - 5026637655913



BATTERY OPERATED SYPHON PUMP
SWSP03 - 5026637668838



5L FUEL CAN FOR DIESEL - BLACK
SWFC2 - 5026637668203



SINGLE 2 IN 1 FUNNEL
SWFUN1 - 5026637648861



SELF PRIMING 1/2" SYPHON HOSE PUMP
SWSP02 - 5026637628443



MULTI USE SYPHON PUMP
SWSP - 5026637618611



JERRY CAN 30CM FLEXIBLE SPOUT
SWJCFPS - 5026637615719



5L FUEL CAN FOR UNLEADED PETROL - GREEN
SWFC1 - 5026637668197

PDQ
of 4



20 LITRE METAL JERRY CAN
SWJC20 - 5026637610400
SWJC20 PDQ - 5026637635953



Cushions & Supports

Not all vehicle seats are comfortable or ideal for anyone suffering from back pain. Our selection of cushions and back supports may help make journeys a little more pleasant and relaxed.



MEMORY FOAM NECK PILLOW
SWNP1 - 5026637629693



SEAT SUPPORT WEDGE
SWSSW - 5026637661396



SWIVEL CUSHION WITH 4.5CM MEMORY FOAM
SWSV2 - 5026637621482



**BACK COMFORT CUSHION
SWOC3 - 5026637661273**



**BACK SUPPORT CUSHION
SWOC - 5026637618857**



**HEATED SEAT CUSHION WITH LUMBAR SUPPORT
SWMAS2 - 5026637667329**



**MESH BACK REST
SWBR1 - 5026637621116**



**BEADED SEAT COVER
SWBSC1 - 5026637612428**



**HEATED SEAT CUSHION
SWHCUS - 5026637618475**

KIDS TRAVEL & SAFETY



TRAVEL POTTY
SWPOT1 - 5026637668791



SUPERVIEW BABY SAFETY MIRROR
SWBM2 - 5026637626616



CAR SEAT BAG
SWCSB - 5026637666124



KIDS TRAVEL TABLE
SWPT - 5026637660375



Wheel Trims & Steering Gloves

Our range of wheel covers and steering wheel gloves not only enhance the look of your vehicle, but provide protection from bumps, scratches and scuffs.



MERCURY WHEEL COVER SET
SWWT18 - 14" - 5026637617348
SWWT19 - 15" - 5026637617355



PHOENIX WHEEL COVER SET
SWUX101 - 14" - 5026637625589
SWUX102 - 15" - 5026637625596
SWUX103 - 16" - 5026637625602



THUNDER WHEEL COVER SET
SWUX32 - 14" - 5026637615047
SWUX33 - 15" - 5026637615177



HURRICANE WHEEL COVER SET
SWUX6 - 13" - 5026637604638
SWUX7 - 14" - 5026637604645
SWUX12 - 15" - 5026637605277
SWUX24 - 16" - 5026637610073



TEMPEST WHEEL COVER SET
SWUX42 - 13" - 5026637616884
SWUX43 - 14" - 5026637616891
SWUX44 - 15" - 5026637616907
SWUX46* - 16" - 5026637617829
 * SUITABLE FOR LIGHT COMMERCIAL VEHICLES



TEMPEST MATT BLACK WHEEL COVER SET
SWUX56 - 13" - 5026637618871
SWUX57 - 14" - 5026637618888
SWUX58 - 15" - 5026637618895
SWUX59 - 16" - 5026637618901



TORNADO WHEEL COVER SET
SWUX4 - 14" - 5026637604614
SWUX5 - 15" - 5026637604621
SWUX47* - 16" - 5026637617812
 * SUITABLE FOR LIGHT COMMERCIAL VEHICLES



LIGHTNING WHEEL COVER SET
SWUX35 - 14" - 5026637615368
SWUX45 - 15" - 5026637616822
SWUX37* - 16" - 5026637616839
 * SUITABLE FOR LIGHT COMMERCIAL VEHICLES



LIGHTNING WHITE SPORT WHEEL COVER SET
SWUX68 - 14" - 5026637620676



MATT BLACK LIGHTNING WHEEL COVER SET
SWUX61 - 14" - 5026637618925
SWUX62 - 15" - 5026637618932



GLOSS BLACK WITH RED RING LIGHTNING WHEEL COVER SET
SWUX64 - 13" - 5026637620638
SWUX65 - 14" - 5026637620645
SWUX66 - 15" - 5026637620652



GLOSS BLACK WITH BLUE RING LIGHTNING WHEEL COVER SET
SWUX74 - 14" - 5026637621666
SWUX75 - 15" - 5026637621673



PHANTOM WHEEL COVER SET
SWUX8 - 13" - 5026637604652
SWUX9 - 14" - 5026637604669
SWUX10 - 15" - 5026637604676



EXTRA DEEP DISH WHEEL COVER SET (FOR TRANSIT, SPRINTER, DUCATO, TRANSPORTER, ETC)
SWUX99 - 15" - 5026637625268
SWUX100 - 16" - 5026637625251



CHROME DEEP DISH WHEEL COVER SET (FOR TRANSIT, SPRINTER, DUCATO, TRANSPORTER, ETC)
SWUX104 - 15" - 5026637627835
SWUX105 - 16" - 5026637627842



BOSTON WHEEL COVER SET WITH FOLDABLE CLIPS
SWUX114 - 13" - 5026637651342



JUPITER WHITE WHEEL COVERS (PAIR)
SWWT10W - 13" - 5026637615313
SWWT11W - 14" - 5026637615320



TITAN WHEEL COVER SET
SWWT15 - 15" - 5026637617317



JUPITER SILVER CARAVAN WHEEL COVERS (PAIR)
SWWT12 - 13" - 5026637614170



PACK OF 100 BLACK CABLE TIES
SWCT36B - 5026637619236
L: 36CM X W: 0.47CM



PACK OF 100 GREY CABLE TIES
SWCT36G - 5026637619229
L: 36CM X W: 0.47CM



WALNUT/BLACK
SWWG1 - 5026637610424



BLACK & METALLIC
SWWG2 - 5026637610431



BLACK SPORTS GRIP
SWWG4 - 5026637610455



BLACK/BLUE SPORTS GRIP
SWWG5 - 5026637610462



BLACK/RED SPORTS GRIP
SWWG6 - 5026637610479



BLACK COMFORT GRIP
SWWG7 - 5026637610486



BLACK XTRA GRIP
SWWG11 - 5026637611971



BLACK WITH WHITE STITCHING
SWWG12 - 5026637612138



**GENUINE LEATHER
BLACK SPORTS STYLE
SWWG8 -
5026637610493**



**BLACK/BEIGE STITCHED
LEATHER
SWWG9 -
5026637610509**



**BLACK/GREY STITCHED
LEATHER
SWWG10 -
5026637610516**



**VAN SOFT GRIP
SWWG13 - 5026637616365**



**VAN SPORTS GRIP
SWWG14 - 5026637617799**



**BLACK/BLUE SPORTS
SWWG15 - 5026637630682**



**BLACK/GREY SPORTS
SWWG16 - 5026637630699**



**BLACK/RED SPORTS
SWWG17 - 5026637630705**



**BLACK/BLACK SPORTS
SWWG18 - 5026637630712**



Air Fresheners

Keep work or personal vehicles smelling fresh and like new with our range of air fresheners.

PDQ
of 12



CHERRY CAN AIR FRESHENER - PDQ
SWCAF1 - 5026637667008
SWCAF1 PDQ - 5026637666995

PDQ
of 12



COOL ICE CAN AIR FRESHENER
SWCAF2 - 5026637667039
SWCAF2 PDQ - 5026637667022

PDQ
of 12



BUBBLE GUM CAN AIR FRESHENER
SWCAF3 - 5026637667060
SWCAF3 PDQ - 5026637667053



CHERRY AIR FRESHENER CAN IN DOUBLE BLISTER
SWCAF4 - 5026637667084



COOL ICE AIR FRESHENER CAN IN DOUBLE BLISTER
SWCAF5 - 5026637667107



BUBBLE GUM AIR FRESHENER CAN IN DOUBLE BLISTER
SWCAF6 - 5026637667121



PDQ
of 12



12 X 60ML SPRAY ASSORTED AIR FRESHENER - PDQ
SWCAF7 - 5026637667152
SWCAF7 PDQ - 5026637667145

PDQ
of 24



CHERRY 3D AIR FRESHENER
SWCAF8 - 5026637668982
SWCAF8 PDQ - 5026637668944

PDQ
of 24



STRAWBERRY 3D AIR FRESHENER
SWCAF9 - 5026637668999
SWCAF9 PDQ - 5026637668951

PDQ
of 24



APPLE 3D AIR FRESHENER
SWCAF10 - 5026637668968
SWCAF10 PDQ - 5026637668920

PDQ
of 24



COOL ICE 3D AIR FRESHENER
SWCAF11 - 5026637668975
SWCAF11 PDQ - 5026637668937



Car Seat Covers

*Protect your vehicle from muddy footprints,
wet weather and general dirt or spills.*



ARKANSAS SEAT COVER SET - BLACK/GREY
SWSC54 - 5026637623301



ALABAMA SEAT COVER SET - BLACK/GREY
SWSC42 - 5026637619502



ARKANSAS SEAT COVER SET - BLACK/RED
SWSC55 - 5026637623318



ARKANSAS SEAT COVER SET - BLACK/BLUE
SWSC56 - 5026637623325



ALABAMA SEAT COVER SET - BLACK/RED
SWSC43 - 5026637619519



ALABAMA SEAT COVER SET - BLACK/BLUE
SWSC44 - 5026637619526



ARIZONA SEAT COVER SET - BLACK/GREY
SWSC45 - 5026637619533



ARIZONA SEAT COVER SET - BLACK/RED
SWSC46 - 5026637619540



JACQUARD MATERIAL SEAT COVER SET - GREY/BLACK
SWSC75 - 5026637651045



BLOOM SEAT COVER SET
SWSC81 - 5026637656170



CALIFORNIA LEATHER LOOK SEAT COVER SET - BLACK
SWSC19 - 5026637615696



LEATHER LOOK EXTRA PADDED SEAT COVER SET WITH WHEEL GLOVE AND HARNESS PADS - PINK
SWSC19 - 5026637615696

CAR SEAT COVERS - PAIRS



ARKANSAS PAIR FRONT SEAT COVER - BLUE
SWSC59 - 5026637625299



ARKANSAS PAIR FRONT SEAT COVER - RED
SWSC58 - 5026637625282



ARKANSAS PAIR FRONT SEAT COVER - GREY
SWSC57 - 5026637625275



CALIFORNIA LEATHER LOOK PAIR FRONT SEAT COVER - BLACK
SWSC34 - 5026637616563



ALPHA FRONT PAIR SEAT COVER SET - GREY/BLACK
SWSC11 - 5026637615085

CONSUMER COMMENTS

"Arrived very quickly. Looks great in my car."

"Seat covers were adequate for intended use, fitting was easy. Good value for money. Look very nice in the car. Delivery was as quoted."

"Arrived promptly. Looks good on."

"Bought these for my wife's car, the seats were looking a bit worn, easy to fit, fast delivery, enhanced the look of the car."



Car Seat Protectors

Over time, vehicle seats can become worn and unsightly from everyday use, work equipment, children or pets. Here at Streetwize we stock all kinds of covers from waterproof and water resistant to just pairs or sets of covers suitable for cars and vans.

WATERPROOF CAR SEAT PROTECTION



**HEAVY DUTY SEAT PROTECTOR SET - BLACK
HDWS - 5026637612039**

Includes: 2 Front/1 Rear Full Set Seat Protectors.
Supplied in handy zip bag



**HEAVY DUTY SEAT PROTECTORS - PAIR
BLACK/GREY WITH RED PIPING
SWSC64 - 5026637627040**



HEAVY DUTY WATERPROOF FRONT SEAT PROTECTORS - PAIR - NAVY
HDFNSC - 5026637607035



HEAVY DUTY WATERPROOF FRONT SEAT PROTECTORS - PAIR - BLACK
HDFBKSC - 5026637607066



HEAVY DUTY REAR WATERPROOF SEAT COVER - GREY
HDRGYSC - 5026637607097



HEAVY DUTY REAR WATERPROOF SEAT PROTECTORS - BLACK
HDRBKSC - 5026637607103



HEAVY DUTY WATERPROOF FRONT SEAT PROTECTORS - PAIR - DARK GREY
HDFGYSC - 5026637607059

CONSUMER COMMENTS

"These are truly heavy duty and keep my seats in good order when I get into the car wet and muddy OR leave the window open and it starts to rain! They should last for a long time, well worth the money. "

"The quality and finish is excellent."

"Good product that will help you keep marks off your seats"

WATER RESISTANT CAR SEAT COVERS



**WATER RESISTANT STRETCH FRONT SEAT COVER -
SINGLE - BLACK
SWSC79 - 5026637661570**



**WATER RESISTANT SEAT COVERS - PAIR - DARK GREY
SWGYS - 5026637606069**



**WATER RESISTANT SEAT COVERS - PAIR - BLACK
SWBKSC - 5026637606519**



**WATER RESISTANT SEAT COVERS - PAIR - BLUE
SWNSC - 5026637605581**



WATER RESISTANT TWO TONE SEAT PROTECTOR - PAIR - BLACK/RED
SWSC50 - 5026637621147



WATER RESISTANT TWO TONE SEAT PROTECTOR - PAIR - BLACK/BLUE
SWSC51 - 5026637621154



WATER RESISTANT SEAT COVER SET - BLACK
SWSC16 - 5026637615146

Includes: 2 Front/1 Rear Full Set Seat Protectors.



Van Seat Covers/Protectors

Protect your vehicle from muddy footprints, wet weather and general dirt and spills.



**TAILORED VAN SEAT PROTECTORS SET
SWVSC1 - 5026637667985**

Suitable for: 2014 Ford Transit

**TAILORED VAN SEAT PROTECTORS SET
SWVSC2 - 5026637668005**

Suitable for: 2013 Ford Transit



**TAILORED VAN SEAT PROTECTORS SET
SWVSC3 - 5026637668029**

Suitable for: Mercedes Sprinter, Volkswagen Crafter



**TAILORED VAN SEAT PROTECTORS SET
SWVSC4 - 5026637668043**

Suitable for: Volkswagen Transporter T5, Volkswagen Transporter T6



**TAILORED VAN SEAT PROTECTORS SET
SWVSC5 - 5026637668067**

Suitable for: Vauxhall Vivaro/ Fiat Talento/ Nissan NV300/ Renault Trafic



**ALPHA VAN SEAT COVER SET - BLACK/GREY
SWSC20 - 5026637614781**

Includes: 1 x Single & 1 x Twin cover, Alpha Velour fabric

CONSUMER COMMENTS

“Excellent seat covers. Fit perfect. Look as new after a year. Would buy again... but I won’t need to!”

“Easy to put on and to pull up when accessing storage under bench seat. Would recommend these over cheaper alternatives.”

“Certainly makes my seats look more presentable”

“Great for dogs”



**VAN SEAT PROTECTOR SET - BLACK - WATER RESISTANT
SWSC13 - 5026637615115**

Includes: 1 hi back front and 1 hi back front twin seat protector.
Not suitable for 2008+ models of sprinter and transits.



**VAN SEAT PROTECTOR SET - GREY - WATER RESISTANT
SWSC14 - 5026637615122**

Includes: 1 hi back front and 1 hi back front twin seat protector.
Not suitable for 2008+ models of sprinter and transits.



**HEAVY DUTY VAN SEAT PROTECTOR SET - GREY - WATER-PROOF
HDVGYSC - 5026637608247**

Includes: 1 Single and 1 Double Seat Cover.
Not suitable for 2008+ models of sprinter and transits.



**HEAVY DUTY VAN SEAT PROTECTOR SET - BLACK - WATER-PROOF
HDVBKSC - 5026637608223**

Includes: 1 Single and 1 Double Seat Cover.
Not suitable for 2008+ models of sprinter and transits.



Car Mats

Protect your vehicle from muddy footprints, wet weather and general dirt or spills with our durable hard-wearing floor mats. Universal and trim-to-fit options.

RUBBER/NBR CAR MATS



ALL TERRAIN RUBBER MAT BLACK
SWTM - 5026637609831



RECTANGULAR RUBBER MATS
AS1 - 5026637620164



BUDGET BLACK RUBBER 4PCE MAT SET
BRMS - 5026637607257

RUBBER/NBR CAR MATS



**TAILORED 4 PCE MAT SET FOR VAUXHALL CAR MODELS
SWTM2 - 5026637646805**

Includes

2 front + 2 rear, moulded anti-slip grip pad, carpeted heel pad, easy to fit and wipe clean.



**TAILORED 4 PCE MAT SET FOR AUDI CAR MODELS
SWMT4 - 5026637646829**

Includes

Includes 2 front + 2 rear, moulded anti-slip grip pad, carpeted heel pad, easy to fit and wipe clean



**ALL TERRAIN 4 PCE MAT SET BLACK
SWCM26 - 5026637614712**



**HEAVY DUTY ALL TERRAIN 4 PCE MAT SET
SWCM91 - 5026637623172**



**RUGGED 4 PCE MAT SET IN BLACK
SWCM120 - 5026637655135**



**EXPLORER HEAVY DUTY 4 PCE MAT SET
SWEMB - 5026637021084**



TRIM TO FIT



SERENADE 4 PCE RUBBER MAT SET
SWCM100 - 5026637625541



HARD-WEARING
 HEEL PAD



TRIM TO FIT



VALOUR 4 PCE RUBBER MAT SET
SWCM99 - 5026637625572



HARD-WEARING
 HEEL PAD



TRIM TO FIT



ATHENA 4 PCE RUBBER MAT SET
SWCM109 - 5026637628665



HARD-WEARING
 HEEL PAD



TRIM TO FIT



SPLENDOUR 4 PCE RUBBER MAT SET BLACK
SWCM103 - 5026637627538



HARD-WEARING
 HEEL PAD



TRIM TO FIT



AURORA 4 PCE RUBBER MAT SET IN BLACK
SWCM110 - 5026637628948



HARD-WEARING
 HEEL PAD



TRIM TO FIT



RHAPSODY 4 PCE RUBBER CAR MAT SET
SWCM63 - 5026637617645



HARD-WEARING
 HEEL PAD



LIBERTY BLACK HEAVY DUTY 4 PCE MAT SET
SWEMB2 - 5026637622182



TRAX 4 PCE MAT SET
SWCM131 - 5026637666674



REVELATION 4 PCE MAT SET WITH RED TRIM
SWUXM4 - 5026637605123



REVELATION 4 PCE MAT SET WITH BLUE TRIM
SWUXM5 - 5026637605130



REVELATION 4 PCE MAT SET WITH CHROME TRIM
SWUXM6 - 5026637605147



REVELATION 4 PCE MAT SET WITH PINK TRIM
SWTP7 - 5026637612381





ADONIA 4 PCE RUBBER SET WITH RED HEEL PAD
SWCM125 - 5026637660870



ADONIA 4 PCE RUBBER SET WITH BLUE HEEL PAD
SWCM126 - 5026637660894




ADONIA 4 PCE RUBBER SET WITH CARBON HEEL PAD
SWCM127 - 5026637660917



ADONIA 4 PCE BLACK RUBBER MAT SET
SWCM128 - 5026637666889




ADONIA 4 PCE RUBBER CAR MAT SET WITH CARPET HEEL PAD - BLK/RED
SWCM121 - 5026637655142



ADONIA 4 PCE RUBBER CAR MAT SET WITH CARPET HEEL PAD - BLK/BLUE
SWCM122 - 5026637655159





**ADONIA 4 PCE RUBBER CAR MAT SET CARPET
HEEL PAD - BLK/BLK
SWCM123 - 5026637655166**



**CHECKER PLATE 4 PCE MAT SET CHROME
SWUXM1 5026637605093**



**CHECKER PLATE 4 PCE MAT SET - BLUE
SWUXM2 - 5026637605109**



**CHECKER PLATE 4 PCE MAT SET - CHROME
SWUXM8 - 5026637659782**



**CHECKER PLATE 4 PCE MAT SET - PINK
SWTP6 - 5026637612374**



**CHECKER PLATE 4 PCE MAT SET - BLACK
SWUXM7 - 5026637659775**





VISION CHECKER 4 PCE MAT SET BLUE
SWUXM10 - 5026637669095



HARD-WEARING
HEEL PAD



VISION CHECKER 4 PCE MAT SET SILVER
SWUXM9 - 5026637669101



HARD-WEARING
HEEL PAD



DELPHIN 4PCE RUBBER MAT SETS BLACK
SWCM135 - 5026637670404



HARD-WEARING
HEEL PAD



DELPHIN 4PCE RUBBER MAT SETS BLACK/RED
SWCM136 - 5026637670411



HARD-WEARING
HEEL PAD



DELPHIN 4PCE RUBBER MAT SETS BLACK/BLUE
SWCM137 - 5026637670428



HARD-WEARING
HEEL PAD



**EQUINOX 4 PCE PREMIUM
 COMBINATION CAR MAT SET**
SWCM76 - 5026637620591



HARD-WEARING
HEEL PAD

COMBINATION CARPET CAR MATS



STELLAR 4 PCE COMBINATION CAR MAT SET BLACK
SWCM64 - 5026637617652
 690mm (L) x 440mm (W)



ECLIPSE 4 PCE COMBINATION MAT SET BLACK
SWCM96 - 5026637625367
 655mm (L) x 410mm (W)



ALLURE 4 PCE COMBINATION MAT SET BLACK
SWCM72 - 5026637618796



AZURA 4 PCE COMBINATION MAT SET BLACK
SWCM108 - 5026637628658




INDEPENDENCE 4 PCE COMBINATION MAT SET
SWCM116 - 5026637647314



BRITANNIA 4 PCE PREMIUM COMBINATION CAR MAT SET
SWCM129 - 5026637662621


VELOUR CARPET CAR MATS



BLACK VELOUR BLACK BIND 4 PCE MAT SET
SWBCM - 5026637011054




4 PCE CARPET MAT SET
SWCM104 - 5026637627774



4 PCE BLACK CARPET MAT SET WITH BLUE PIPING
SWCM32 - 5026637616433



4 PCE BLACK CARPET MAT SET WITH BLACK PIPING
SWCM29 - 5026637616402



4 PCE BLACK CARPET MAT SET WITH RED PIPING
SWCM30 - 5026637616419



4 PCE BLACK CARPET MAT SET WITH GREY PIPING
SWCM31 - 5026637616426



**4 PCE BLACK VELOUR SILVER BIND
SWBCMS - 5026637022067**



**4 PCE BLACK VELOUR RED BIND
SWBCMR - 5026637022050**



**4 PCE BLACK VELOUR BLUE BIND
SWBCMBL - 5026637012068**



**4 PCE MILANO 2 TONE CARPET MAT SET
SWBCMTT - 5026637621505**



**4 PCE CARPET MAT SET WITH GREY HEEL PAD
SWCM105 - 5026637627781**



**4 PCE CARPET MAT SET WITH BLUE HEEL PAD
SWCM106 - 5026637627798**



**4 PCE CARPET MAT SET WITH RED HEEL PAD
SWCM107 - 5026637627804**







4 PCE ZEBRA PRINT CARPET MAT SET
SWCM132 - 5026637668357



4 PCE LEOPARD PRINT WITH MAT SET
SWCM133 - 5026637668364




4 PCE AZTEC CARPET MAT SET
SWCM71 - 5026637618772



4 PCE CARPET MAT SET BLACK WITH HEEL PAD
SWCM117 - 5026637651007



4 PCE DEEP PILE CARPET WITH STAIN PROTECTION - BLACK
SWCM97 - 5026637625558



4 PCE PINK CARPET MAT SET
SWTP10 - 5026637612022

THREE PIECE MAT SETS



EMPRESS 3 PCE COMBINATION MAT SET
SWCM115 - 5026637646621



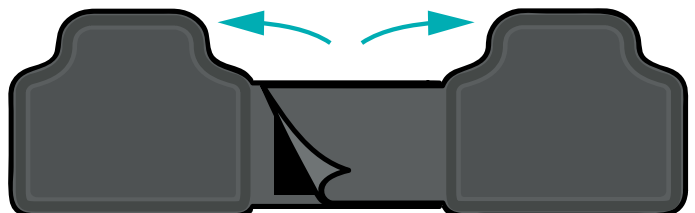
DELUXE CELEBRITY 3 PCE RUBBER MAT SET
SWCM101 - 5026637627095



CANBERRA 4 PCE RUBBER MAT SET
SWCM114 - 5026637645204



ADJUSTABLE WIDTH



ANTHEM 3 PCE COMBINATION MAT SET
SWCM134 - 5026637668470



Roof Bars/ Racks

Suitable for most types of vehicles, all Streetwize roof bars/racks are ideal for home or professional use and can be fitted within minutes!

FOR VEHICLES WITHOUT ROOF RAILS OR BUILT IN ROOF FITTINGS*



EASY RACK SOFT RACK
SWRB6 - 5026637622052

*For 2 door models rear windows must be able to be lowered

Size	85cm wide	Max load	N/A
No of bars	2	Keys	N/A

FOR VEHICLES WITH ROOF RAILS OR BUILT IN ROOF FITTINGS



WATER RESISTANT ROOF BAG
SWRB9 - 5026637628269

Size	135cm x 79cm x 43cm
Max load	458 Litre

VEHICLE WITH NO ROOF RAILS



ROOF BARS 4 DOOR VEHICLES WITHOUT ROOF RAILS
SWRB7 - 5026637622359

Size	120cm wide	Max load	65kgs
No of bars	2	Keys	Y x2

VEHICLE MUST HAVE ROOF RAILS



**UNIVERSAL LOCKING ROOF BARS
SWRB3 - 5026637615726**

Size	125cm wide	Max load	60kgs
No of bars	2	Keys	Y x2

VEHICLE MUST HAVE ROOF RAILS



**UNIVERSAL ALUMINIUM LOCK ROOF BARS
SWRB4 - 5026637620584**

Size	120cm wide	Max load	90kgs
No of bars	2	Keys	Y x2

VEHICLE MUST HAVE ROOF RAILS



**UNIVERSAL ALUMINIUM LOCK ROOF BARS
SWRB5 - 5026637621499**

Size	135cm wide	Max load	90kgs
No of bars	2	Keys	Y x2

VEHICLE MUST HAVE ROOF RAILS



**UNIVERSAL ALUMINIUM ROOF BARS
SWRB17 - 5026637668326**

Size	135cm wide	Max load	kgs
No of bars	2	Keys	Y x2



Boot Liners & Organisers

A dilemma that faces many of us - how do you stop items sliding around the boot of your car? Streetwize boot organisers and protectors are the perfect solution to securing and keeping everything in place from groceries to tradesman's tools.



BLACK UNIVERSAL BOOT MAT
SWCM21 - 5026637614958

Size 140cm x 108cm



BLACK UNIVERSAL BOOT MAT
SWCM86 - 5026637622021 (SHRINK WRAPPED)
SWCM86B - 5026637623387 (BOXED)

Size 120cm x 80cm



BOOT LINER MEDIUM/ BUMPER PROTECTOR BOXED
SWBL1 - 5026637615221 - MEDIUM

Size 100cm (W) x 80cm (D) x 40cm (H)



BOOT LINER LARGE/ BUMPER PROTECTOR BOXED
SWBL2 - 5026637615238 - LARGE

Size 110cm (W) x 100cm (D) x 40cm (H)



BOOT LINER BAGGED
SWBL5 - 5026637660948

Size 104cm (W) x 155cm (D) x 33cm (H)



CARGO TIDY
SWB02 - 5026637626555

Size 30.5cm (W) x 84cm (H) - Expands to 124.5cm



BOOT BAG AND ORGANISER
SWB0 - 5026637616945

Size 48cm (L) x 16cm (W) x 20cm (H)



BOOT ORGANISER WITH DETACHABLE COOLER BAG
SWB04 - 5026637660184

Size 60cm (W) x 31cm (D) x 28cm (H)



CARGO NET

SWCN1 - 5026637619106

SWCN2 - 5026637619113

SWCN1		SWCN2	
No of hooks	12	No of hooks	18
Size	90 x 180 cm	Size	130 x 180 cm



BACK SEAT ORGANISER WITH KICK MAT

SWB05 - 5026637666056

Size	450mm (W) x 640mm (H)
Features	Transparent Pocket for iPad/tablet



SEAT ORGANISER WITH COOL BAG

SWS02 - 5026637644955

Packaged Size	130mm (L) x 335mm (H) x 55mm (D)
---------------	----------------------------------



IN CAR BAG HOLDER

SWBH - 5026637619571

Features
This In-Car Bag Holder attaches to vehicle head rest. For use with shopping bags, briefcases, umbrellas & more. Stops bags spilling onto the seats.



Pet Seat Covers, Barriers & Carriers

Travelling with our beloved pets can be messy, but Streetwize have produced a choice of durable and handy accessories to keep your pooch comfortable and your vehicle protected from hairs and muddy paw prints. All washable and usable within seconds.



**REAR SEAT PROTECTOR WITH EMBROIDERY
SWPET1 - 5026637619137**

Size	107cm (L) x 134 (W)
Fitting	Easy to fit single cover with elastic straps and seat belt access points
Waterproof	N
Water resistant	Y
Cleaning	Wipe over with a damp cloth



**PET HAMMOCK REAR SEAT PROTECTOR
SWPET2 - 5026637619144**

Size	148cm (L) x 140cm (W)
Fitting	Easy to fit with adjustable straps and seat belt access points
Waterproof	N
Water resistant	Y
Cleaning	Machine washable



**PET BOOT PROTECTOR FOR 4X4 ESTATES & SUVs
SWPET3 - 5026637619151**

Size	160cm (L) x 150cm (W)
Fitting	Universal fit - covers the whole boot. Suitable for most estate cars, hatchbacks and 4x4's
Waterproof	N
Water resistant	Y
Cleaning	Machine washable



**PET BARRIER
SWPET4 - 5026637626258**

Size	Universal Fit
Fitting	Pop up wire frame design
Waterproof	N
Water resistant	Y
Cleaning	Wipe over with a damp cloth



**PET BOOT LINER FOR HATCHBACKS, ESTATES & 4x4'S
SWPC4 - 5026637618307**

Size	143cm (L) x 143cm (W)
Fitting	Secures to your vehicles headrests, built in storage pockets and Covers the whole boot area.
Waterproof	Y
Water resistant	N
Cleaning	Machine washable



**PET HAMMOCK REAR SEAT PROTECTOR
SWPC5 - 5026637618314**

Size	140cm (L) x 140cm (W)
Fitting	Secures to your vehicles headrests using adjustable straps with seat belt.
Waterproof	Y
Water resistant	N
Cleaning	Machine washable



2 IN 1 PET CAR SEAT AND SEAT PROTECTOR
SWPET9 - 5026637665486

Size	45cm (W) x 40cm (D) x 56cm (H)
Fitting	Easy to fit single cover with elastic straps and seat belt access points
Waterproof/water resistant	Waterproof
Material	Heavy duty quilted Oxford Fabric
Cleaning	Wipe over with a damp cloth



FOLDABLE PET CARRIER
SWPET11 - 5026637669415

Size	Unfolded: 42cm (L) x 31cm (W) x 41cm (H) Folded: 42cm (L) x 46cm (W) x 5cm (H)
Fitting	N/A
Waterproof/water resistant	Water Resistant
Material	600d Oxford mesh & lambs wool
Cleaning	Machine washable



COLLAPSIBLE PET CAR KENNEL
SWPET12 - 5026637669422

Size	Folded: 49cm (L) x 49cm (W) x 5cm (H) Unfolded: 49cm (L) x 49cm (W) x 49cm (H)
Fitting	N/A
Waterproof	N
Water resistant	Y
Cleaning	Machine washable





DOG RAMP
SWPET8 - 5026637664045

Size	Unfolded: 155cm (L) x 39.5cm (W) x 10cm (D) Folded: 78cm (L) x 39.5cm (W) x 20cm (D)
Fitting	Foldable
Max weight	For pets up to 90kgs
Cleaning	Rinse with water, wipe clean



DOG RAMP
SWPET13 - 5026637669613

Size	Unfolded: 151.5cm (L) x 40cm (W) x 15.50cm (H) Folded: 79.5cm (L) x 40cm (W) x 20cm (H)
Fitting	Foldable
Max weight	For pets up to 90kgs
Cleaning	Rinse with water, wipe clean



PET COOLING MAT - SMALL
SWPET7 - 5026637661051

Size	90cm (L) x 50cm (W)
Fitting	Suitable for most estate cars, hatchbacks and 4x4's
Waterproof	N
Water resistant	Y
Cleaning	Machine washable



PET COOLING MAT - LARGE
SWPET10 - 5026637667855

Size	95cm (L) x 80cm (W)
Fitting	Suitable for most estate cars, hatchbacks and 4x4's
Waterproof	Y
Water resistant	N
Cleaning	Machine washable



**UNIVERSAL
FIT**



**EASY
INSTALLATION**



PET SAFE

All of our dog guards are adjustable which allows them to fit well in a range of vehicles. They can all be assembled and installed easily without the need for tools. All dog guards are pet safe.



**HEAVY DUTY FULLY ADJUSTABLE DOG GUARD
SWDG1 - 5026637611476**

Features Universal fit. Suitable for most estate cars, hatchbacks and 4x4's. Adjustable height. No tools required.



**HEAVY DUTY MESH DOG GUARD
SWDG2 - 5026637611483**

Features Universal fit. Adjustable height and width. No tools required. Pet friendly non-toxic polyester powder coated.



**DELUXE DOG GUARD
SWDG3 - 5026637621437**

Features Universal fit. Attaches to vehicles headrests with adjustable height and width. No tools required.



**HEAVY DUTY FULLY ADJUSTABLE DOG GUARD
SWDG4 - 5026637658907**

Features Universal fit. Attaches to vehicles headrests. Suitable for most estate cars, hatchbacks and 4x4's. Adjustable height. No tools required.



**DELUXE HEAD REST MOUNT MESH DOG GUARD
SWDG5 - 5026637658914**

Features Simply fits to your vehicles rear head rests. Suitable for most estate & hatchback vehicles. Pre-assembled. Adjustable width, no tools required.



FOLDABLE SHOPPING CART
LWACC31 - 5026637626869
LWACC32 - 5026637626876

Max Capacity	20kg
Expanded Size	LWACC31 - 380mm (W) x 360mm (H) x 300mm (D) LWACC32 - 420mm (W) x 405mm (H) x 380mm (D)



FOLDING SHOPPING TROLLEY
LW623 - 5026637668586

Max Capacity	25kg
---------------------	------



ALLOY TROLLEY
LWACC46 - 5026637627187

Max Capacity	25kg
---------------------	------


Trolleys

Our trolleys help you easily transport heavy items such as shopping, luggage or camping equipment to and from the car.



Convex Mirrors


We stock convex mirrors in a range of sizes to ensure road users safety on those tight bends and blind corners.



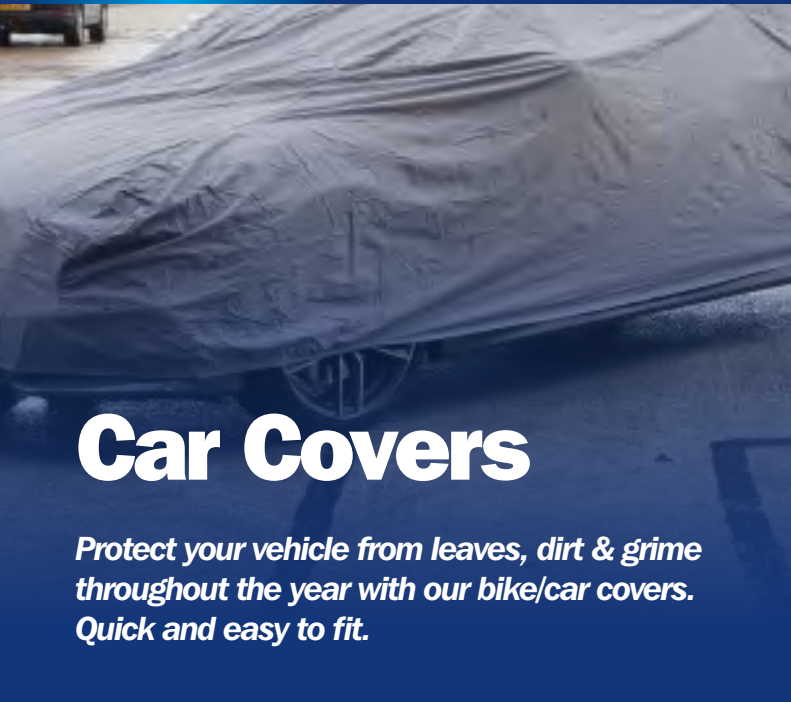
CONVEX MIRROR
SWSM1 - 5026637648144 - 30CM



CONVEX MIRROR
SWSM2 - 5026637648151 - 40CM



CONVEX MIRROR
SWSM3 - 5026637661556 - 60CM



Car Covers

Protect your vehicle from leaves, dirt & grime throughout the year with our bike/car covers. Quick and easy to fit.



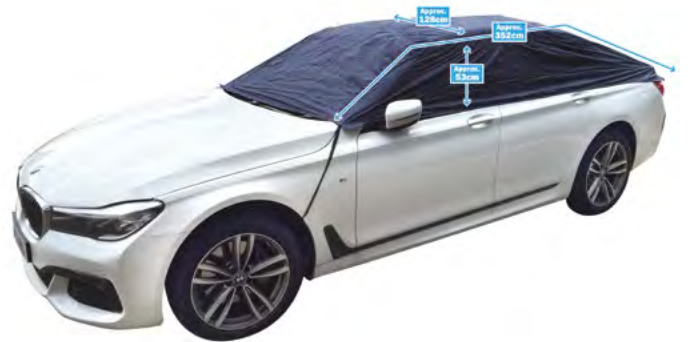
MOTORCYCLE COVER
SWMCCCL - 5026637611650

Fitting Covers motor cycles up to 750cc



CAR TOP COVER SMALL
SWCTC1 - 5026637662683

Approx size 283 x 118 x 54.5cm



CAR TOP COVER LARGE
SWCTC2 - 5026637662706

Approx size 352 x 128 x 53cm



CAR TOP COVER HATCHBACK
SWCTC3 - 5026637662720

Approx size 325 x 128 x 57cm



CAR TOP COVER ESTATE
SWCTC4 - 5026637662744

Approx size 377 x 129 x 70cm



**WATER RESISTANT BREATHABLE
FULL CAR COVER**

SMALL: SWBCCS - 5026637609909

Approx size L 160" x W 65" x H 47"

MEDIUM: SWBCCM - 5026637609916

Approx size L 170" x W 65" x H 47"

LARGE: SWBCCL - 5026637609923

Approx size L 190" x W 70" x H 47"

EXTRA LARGE: SWBCCXL - 5026637609930

Approx size L 225" x W 80" x H 47"



WATERPROOF FULL CAR COVER

SMALL: SWWCCS - 5026637611599

Approx size L 170" x W 65" x H 47"

MEDIUM: SWWCCM - 5026637611605

Approx size L 170" x W 65" x H 47"

LARGE: SWWCCL - 5026637611612

Approx size L 190" x W 70" x H 47"

EXTRA LARGE: SWWCCXL - 5026637611629

Approx size L 225" x W 80" x H 47"



**WATER RESISTANT BREATHABLE
FULL CAR COVER**

SWBCC4X4 - 5026637617560

Approx size L 193" x W 87" x H 75"



WATERPROOF FULL CAR COVER 4X4

SWWCC4X4 - 5026637617577

Approx size L 193" x W 87" x H 75"



Elasticated Hem



Double Stitched Seam



Waterproof/ Water Resistant



Cycling Accessories

Everything for cycling enthusiasts to stay safe on the road and keep bikes secured away when not in use.




**BICYCLE PUMP
DUAL HEAD
SWCA12 -
5026637627606**



**BICYCLE PUMP
SWCA13 -
5026637627613**



**BICYCLE HOLDER-WALL MOUNTED
SWCA15 - 5026637629600**



**BIKE LIFT
SWCA4 - 5026637619588**



BICYCLE MULTI FUNCTION SUPER BRIGHT LED LIGHT SET
SWCA7 - 5026637624872




FRONT & REAR BICYCLE LIGHTING SET STANDARD LED LIGHT SET
SWCA5 - 5026637619762



REAR BIKE LIGHT WITH TWIN LASERS
SWCA14 - 5026637629938



SELF-ADHESIVE REFLECTORS
SWRF1 - 5026637619373



BICYCLE PHONE HOLDER
SWCA16 - 5026637643453



ONE TOUCH PHONE HOLDER FOR BIKE
SWCA18 - 5026637655685



BICYCLE PUNCTURE REPAIR KIT
SWCRK - 5026637619410



BICYCLE PUNCTURE REPAIR KIT
SWCRK2 - 5026637661006



BIKE RACK - ROOF BAR FITTING
SWCC4 - 5026637621383



2 CYCLE CARRIER
SWCC2 - 5026637619175



3 CYCLE CARRIER
SWCC1 - 5026637617751



3 BIKE CARRIER TOWBALL FIT
SWCC5 - 5026637626531



Fire Extinguishers & Blankets

Health and safety is of the utmost importance, so all of our fire extinguishers are in accordance to En3 standards, as well as ABC classification.

- A** Class A will extinguish fires involving combustible solid items such as wood, plastics, paper.
 - B** Class B will extinguish fires involving flammable fuels/liquids such as petrol, diesel, oil paraffin.
 - C** Class C will extinguish fires involving flammable gases such as acetylene, lpg, natural gas.
- Dry powder will be most effective on any fire where the burning produces flame fronts as in liquids and gases.



FIRE BLANKET
SWSA3 - 5026637650871

Features
Made from 100% Glass Fabric
Blanket size: 1.0m x 1.0m.

A
B
C



RACING FIRE EXTINGUISHER
UXFE2 - SILVER 5026637610004
UXFE3 - BLACK 5026637610011

Features Fitting Bracket Included

A
B
C



1KG FIRE EXTINGUISHER - DRY POWDER
SWFE1 - 5026637607707

Features Fitting Bracket Included

B
C



1KG FIRE EXTINGUISHER - DRY POWDER BC
SWFEBC - 5026637607691

Features Fitting Bracket Included

A
B
C



1KG FIRE EXTINGUISHER - DRY POWDER
SWFE1G 5026637607714

Features Fitting Bracket Included

A
B
C



2KG FIRE EXTINGUISHER - DRY POWDER
SWFE2G 5026637607721

Features Fitting Bracket Included



Caravan, Camping & Outdoor Accessories

Our range of leisure accessories provide all of the essentials you need for a comfortable stay on camping or caravan sites.



**BUTANE GAS CABINET HEATER
LW639 - 5026637670091**

Features

General purpose portable cabinet heater

Specifications

Heat Load: 1.4Kw (min), 2.8Kw (mid), 4.2Kw (max).
Heating Area: 60 cubic metres.
Gas Consumption: 110g/hr (min, 200g/hr (mid, 305g/hr (max).
Gas Pressure: 28-35 mBar

Dimensions

425mm (W) x 390mm (D) x 730mm (H)



CERAMIC GAS HEATER
LW606 - 5026637668241

Power 1.3Kw



700W OIL FILLED RADIATOR
LWACC377 - 5026637656057



240V TWIN PACK RECHARGEABLE DEHUMIDIFIER
SWTT111 - 5026637617584

Features


Ideal for caravans, motorhomes and boats. Rechargeable.



MINI DEHUMIDIFIER
LW573 - 5026637665424

Features

Lightweight & portable. Automatic shut-off. Extracts up to 1.3Ltr of water each day! Low 48-Watt Usage. Silent. Simple 1 touch operation
 Ideal for use in Wardrobes, Bathrooms, Kitchen/Living Areas and more.



MOISTURE MASTER
LWACC487 - 5026637659447

Features

Control excess moisture. Narrow design. Collects up to 500g (approx) of moisture day or night. Ideal for caravans, motorhomes, bathrooms and more. Refill bags available for long lasting use!



MOISTURE MASTER REFILL
LWACC488 - 5026637659454



Steps

When you need an extra bit of height for out of reach items around the home, garage, motorhome or caravan. Our range of steps are easily portable and convenient.



**POLY STEP
LWACC1 - 5026637624902**

Approx size 59cm (L) x 36cm (W) x 57cm (H)



**MULTI PURPOSE FOLDABLE STEP
SWMOB10 - 5026637660825**

Approx size 41.5 x 27.5 x 25cm



**OUTDOOR NON SLIP
PLASTIC HALF STEP
SWMOB4 - 5026637659379**

Approx size 49.7 x 40 x 9.5cm



FOLDABLE ANTI-SLIP STEP TREAD
SWSTEP1 - 5026637668722

Approx size Folded: 38 x 37 x 37cm
 Unfolded: 34 x 29 x 23cm



PLASTIC FOLDABLE STEP SMALL
LW577 - 5026637666452

Approx size 21.5cm (H) x 28.5cm (W) x 22cm (D)




SINGLE STEEL CARAVAN STEP
SWTT109 - 5026637616785

Approx size H: 25cm, (top): 38x23cm,
 (at feet): 43x38cm



DOUBLE STEEL CARAVAN STEP
SWTT110 - 5026637616792

Approx size (top): 38x26cm,
 Height to first step: 20cm,
 Total height: 38cm



CLIP-ON UNIVERSAL DRINK HOLDER
LWACC361
5026637654541 - SINGLE
5026637654558 - PDQ



CAN CADDY - PDQ 45
LWACC45
5026637627170 - SINGLE
5026637631832 - PDQ 45



WALKING STICK SEAT
LW7 - 5026637627880

Approx size 65cm x 100cm



DOG ANCHOR WITH TETHER
LWACC493 - 5026637659508

Size 42cm length.
 Screws into ground approx 23cm



DOG TETHER/SCREW PEG
LWACC21 - 5026637625107

Size 42cm length.
 Screws into ground approx 23cm



PICNIC RUG
SWPR2 - 5026637612176

Size 150cm X 135cm. Water resistant backing.



DREAMCATCHER RELAXER - BLACK
LWACC533 - 5026637661808



DREAMCATCHER RELAXER - BEIGE
LW626- 5026637668869



ELECTRIC AIR PUMP
SWAP - 5026637666841



'JACK OF ALL TRAYS'
MULTI-PURPOSE TRAY
LWACC68 - 5026637628306

Approx size	75cm (L) x 38cm (W) x 3.5cm (H)
--------------------	---------------------------------



Caravan / Motorhome Accessories & Appliances

Ideal for those who love the great outdoors and are always on the move, these accessories will help your home away from home stay tidy and organised while the appliances ensure you can enjoy comforts.



7 PCE COOKWARE SET
LWACC170 - 5026637648076

Includes 24cm casserole dish, 8cm saucepan, 16cm saucepan, 24cm Frypan/Low saucepan - all with lid.



COLLAPSIBLE PAN
LW548 - 5026637664250 - SMALL
LW549 - 5026637664267 - MEDIUM
LW550 - 5026637664274 - LARGE



**COLLAPSIBLE
1.2L KETTLE**
LW556 -
5026637664335





COLLAPSIBLE SINK COLANDER
LW552 - 5026637664298

Size Collapsed Size: 39cm L x 31cm W x 4cm D
Expanded Size: 56cm L x 31cm W x 12cm D



COLLAPSIBLE DRAINER
LW551 - 5026637664281

Size Collapsed Size: 50cm L x 42.5cm W x 5cm D
Expanded Size: 50cm L x 42.5cm W x 14cm D



COLLAPSIBLE WASHING UP BOWL
LW557 - 5026637664342

Size Collapsed Size: 37.5cm L x 28cm W x 5cm D
Expanded Size: 37.5cm L x 28cm W x 13cm D



COLLAPSIBLE BUCKET
LW559 - 5026637664366

Size Collapsed Size: Ø28cm x 4.5cm
Expanded Size: Ø28cm x 20.5cm



COLLAPSIBLE COLANDER
LW555 - 5026637664328

Size Collapsed Size: 24cm L x 21cm W x 3cm D
Expanded Size: 24cm L x 21cm W x 9cm D



COLLAPSIBLE BASKET
LW560 - 5026637664373

Size Collapsed Size: 49cm L x 35.5cm W x 7cm D
Expanded Size: 50cm L x 35.5cm W x 26cm D



THREE-PIECE COLLAPSIBLE BOWL SET
LW553 - 5026637664304

Size Collapsed Size: Small Ø7cm x 2cm, Medium Ø12cm x 3.5cm, Large Ø16.5cm x 4cm. Expanded Size: Small Ø7cm x 7cm, Medium Ø12cm x 8.5cm, Large Ø16.5cm x 9.5cm



16 PCE MELAMINE SET - STONE
LWACC239 - 5026637651212

Includes 4 x Plates, 4 x Side Plates,
 4 x Bowls, 4 x Mugs



16 PCE MELAMINE SET - STRIPE
LWACC237 - 5026637651199

Includes 4 x Plates, 4 x Side Plates,
 4 x Bowls, 4 x Mugs



16 PCE MELAMINE SET - ABSTRACT
LWACC235 - 5026637651175

Includes 4 x Plates, 4 x Side Plates,
 4 x Bowls, 4 x Mugs



16 PCE MELAMINE SET - HONEYCOMB
LWACC380 - 5026637656934

Includes 4 x Plates, 4 x Side Plates, 4 x Bowls, 4 x Mugs



16 PCE MELAMINE SET - DE STIJL
LWACC379 - 5026637656927

Includes 4 x Plates, 4 x Side Plates, 4 x Bowls, 4 x Mugs



12 PCE ARIZONA BLUE ELITE MELAMINE SET
LW633 - 5026637669570

Includes 4 x Plates, 4 x Side Plates, 4 x Bowls



12 PCE NEVADA GREY ELITE MELAMINE SET
LW634 - 5026637669774

Includes 4 x Plates, 4 x Side Plates, 4 x Bowls

COOKING APPLIANCES



LOW WATTAGE AIR FRYER
LW611 - 5026637668104

Power	900W	Heating	1200W
Temperature	Variable		



INDUCTION COOKER WITH LOW WATTAGE SETTING
LW613 - 5026637668159

Power	300W-2000W	Timer	Up to 3 hours
Temperature	Variable		



HOT PLATE
LWACC420 - 5026637657184

Power	750W
--------------	------



LOW WATTAGE MICROWAVE
LWACC426 - 5026637658150

Power	800W	Capacity	20Ltr
Temperature	Variable		



PORTA COOK PLUS BUTANE COOKER
LW603 - 5026637668234

Power	1kw	Gas Flow	95g/h
Temperature	Variable	Capacity	30 litres





COMBINATION OVEN/TOASTER & COFFEE MAKER
LWACC428 - 5026637657238

Power	1150w - 500w Oven 300w Grill, 650w Coffee Maker
Features	15 minute timer, LED power light, removable grill pan, includes baking tray, removable non-stick hot plate and glass coffee pot



MULTI FUNCTION ELECTRIC COOKER / SKILLET
LW610 - 5026637667282

Power	1000W	Heating	1200W
Temperature	Variable		



YOGA GRILL
LW602 - 5026637668135

Power	1000W	Heating	1200W
Temperature	Variable		



12L LOW WATTAGE ELECTRIC OVEN
LW609 - 5026637668098

Power	1000W	Heating	1200W
Temperature	Variable		



PORTABLE COOKING RANGE
LWACC432 - 5026637657269

Power	5.3kw
Gas Flow	384g/h
Temperature	Variable



WASHING APPLIANCES



ECO WASHER
LW569 - 5026637665240

Capacity	2litres plus load	Wash power	N/A (hand crank)
Spin cap.	N/A (hand crank)	Spin power	N/A (hand crank)



PORTAWASHER TWIN TUB
LWACC169 - 5026637647352

Max load	3KG	Wash power	230W
Spin cap.	2.5KG	Spin power	116W



PORTAWASH PLUS
LWACC421 - 5026637657191

Max wash load	3.5KG	Wash power	180W
Max spin load	4.5KG	Spin power	120W

CONSUMER COMMENTS

“This is amazing ideal for my caravan, it’s light in weight and so easy to use. I would recommend this washing machine to all caravaners”

“Awesome little machine, easy to operate and a very good price”

“these portable washing machine are fab little machines”

“Excellent service from this company. I requested sizes of the twin tub and the company replied within an hour. The twin tub is good for caravan use and is light and easy to move about.”

SUCTION ACCESSORIES



BASKET WITH SUCTION HOOKS
LWACC531 - 5026637661730



CUP WITH SUCTION HOOK
LWACC528 - 5026637661679



2PCE SUCTION HOOKS
LWACC529 - 5026637661693



SOAP HOLDER
LWACC530 - 5026637661716



OVAL BUCKET
LWACC527 - 5026637661655



TOWEL HOLDER
LWACC532 - 5026637661754



TOILET ROLL HOLDER
LWACC524 - 5026637661594



TOOTHBRUSH HOLDER
LWACC525 - 5026637661617



STORAGE BOX
LWACC526 - 5026637661631

GENERAL ACCESSORIES



COLLAPSIBLE BIN
LWACC498 - 5026637659980

Features
 Compact design for easy storage. Flip top lid helps deter insects
 Ideal for caravans, motor homes and camping. Fits all sizes of bin liners.

Size
 Size: 35cm x 30cm x 70cm



ECO-BIN EXCEL
LWACC37 - 5026637627026

Features
 Compact Design and easy to assemble. Unique Bin Bag storage holder housed in the lid, comes complete with bin liners. Incorporates a pair of carrier bag securing lugs allowing separate bags for recycling. Moulded base with tray to contain any spillages. Twin Peg Points for securing bin on uneven ground. Folds flat for easy storage



CARABIN
LW628 - 5026637669071

Features
 Functional: Mount anywhere using the handy hooks and screws supplied such as inside doors and on walls or worktop edges
 Compact: A large 6L capacity makes the bin perfect for disposing of food waste and other recyclable materials whilst saving space
 Durable: Made from an easy to clean high-grade plastic
 Hinged Lid: Perfect for minimizing odour and keeping flies or xs away.

Size
 Size: 35cm x 30cm x 70cm



HOME & CARAVAN SAFETY KIT
SWHOM - 5026637656088

Includes
 12 x Plug Socket Covers, 8 x Corner Cushions, 6 x Cupboard/Drawer Locks, 1 x Appliance Locks, 1 x Toilet Seat Lock, 1 x Door Stopper, 1 x Multipurpose Latch



Portable Showers, Porta Loos, Water & Waste Carriers

We have a wide range of ergonomically designed outdoors sanitation products to ensure you can transport and dispose of fresh water & waste hygienically and securely.



RECHARGEABLE 12V PORTABLE SHOWER
LW627 - 502663668906



12V PORTABLE SHOWER
SWSHO - 5026637627972





NEED- A-LOO EXCEL
LW537 - 5026637664724

Features

Portable toilet, made from durable & easy to clean polyethylene.

Size: 34cm (W) x 42cm (D) x 34cm (H)



NEED-A-LOO
LWACC310 - 5026637653599

Features

5 Gallon (20Ltr) capacity. Bucket style with a traditional snap on, hinged seat cover.



10L PORTABLE FLUSHING TOILET
LW536 - 5026637665158

Features

Detachable 10Ltr waste tank with large water tank for up to 50 flushes. Double seal valve to protect against leaks and odours. Ideal for camping, campervans, boats or home emergencies.



POP UP TOILET TENT
LW538 - 5026637664236

Includes

2 way zip, door can be rolled open and tied, includes net storage pocket, supplied with 4 ground pegs. Size: D: 120cm x W: 120cm x H: 190cm



23 LITRE WASTE WATER JERRY CAN
LWACC475 - 5026637657658



23 LITRE FRESH WATER JERRY CAN
LWACC473 - 5026637657634



WATERHOG WASTE HOG 45 LITRE
LWACC49 - 5026637627569



WATERHOG WASTE HOG 45 LITRE TWIN PACK
LW637 - 5026637670022



WATERHOG DUST COVER
LWACC535 - 5026637662669



40 LITRE AQUA ROLL /51 LITRE BAG
ARB - 5026637616747



**WASTE MASTER AND
WASTE HOG BAG**
WMB - 5026637616761



SPARE WATER HOG CAP
LWACC288 - 5026637648960



SPARE WASTE HOG CAP
LWACC289 - 5026637648977



MULTI PURPOSE GRIPPER
LWACC494 - 5026637659515



TARPAULIN
SWTARP1 - 5026637618628 - 2MX3M
SWTARP2 - 5026637618635 - 3MX4M
SWTARP3 - 55026637618642 - 4MX6M



Trailer Boards & Electrical Accessories


Our trailer boards are available in various sizes and include stop, tail and indicator clusters keeping you visible and safe when towing trailers or bikes on vehicles.



3FT TRAILER BOARD WITH 3M CABLE
SWTT100 - 5026637616266



4FT TRAILER BOARD WITH 4M CABLE
SWTT19 - 5026637613487



4FT TRAILER BOARD WITH 5M CABLE
SWTT20 - 5026637613494



4FT 6" TRAILER BOARD WITH 6M CABLE
SWTT21 - 5026637613500



MAGNETIC TRAILER LIGHTING SET
SWTT22 - 5026637613517

MOBILE MAINS UNITS, EXTENSIONS CABLES, HOOK UPS



**MOBILE MAINS UNIT
LWACC486 - 5026637659133**



**MOBILE MAINS UNIT WITH 4 SOCKETS
LW571 - 5026637665349**



**ACCLAIM RANGE 5 WAY MOBILE MAINS UNIT
LWACC429 - 5026637657245**



**6M EXTENSION CABLE
SWTT121 - 5026637621581**



**230V UK HOOK UP / SOCKET
SWTT47 - 5026637613777 - 10M**



**230V UK HOOK UP / SOCKET
SWTT48 - 5026637613784 - 25M**



CABLE STORAGE BAG
LW574 - 5026637666117



SNAP ON LEISURE BATTERY CLAMPS
SWTT108 - 5026637616730



13/7 PIN ADAPTOR
LW629 - 5026637669392



230V UK HOOK UP / SOCKET
SWTT42 - 5026637625169




230V UK HOOK UP ADAPTOR
SWTT43 - 5026637613739



230V EURO HOOK UP ADAPTOR
SWTT44 - 5026637613753



NOSE WEIGHT GAUGE
LWACC8 - 5026637624971



BLACK CABLE REEL
25 METRE
LWACC38 - 5026637627033



CABLE TIDY 25M
LWACC3 - 5026637624926



STAYGLOW CABLE TIDY
LW622 - 5026637666971


SECURITY



**50MM EASY FIT COUPLING LOCK
SWTT28 - 5026637662515**



**UNIVERSAL COUPLING HITCH LOCK
SWTT114 - 5026637618451**



**GUARDIAN HITCH LOCK
SWTT125 - 5026637626906**



**110 X 110 HITCH LOCK RED COL-
OUR PLATED
SWTT102 - 5026637616280**



**INSERTABLE COUPLING HITCH LOCK
SWTT122 - 5026637621598**



**TRAILER HITCH KEY LOCK
SWTT50 - 5026637613807**

Caravan Security, Levelling & Towing Mirrors

Our range of leisure accessories provide all of the essentials you need for a comfortable stay on camping or caravan sites.



BREAKAWAY CABLE
SWTT25 - 5026637613548



FULL FACE WHEEL CLAMP FOR TRAILERS
SWWL4 - 5026637617287

Wheel sizes	8" - 10"
Max tyre width	145mm
Style	Full face
Keys supplied	2



TRAILER HITCH - 50MM
SWTT49 - 5026637613791



HITCH COVER GREY
SWHC1 - 5026637614774



TOW BALL COVER
LWACC492 - 5026637659492



48MM JOCKEY WHEEL
SWTT27 - 5026637613562



48MM PNEUMATIC JOCKEY WHEEL
SWTT99 - 5026637614828

LEVELLING RAMPS & WHEEL CHOCKS



TYRE SAVER
LWACC47 - 5026637627477

Features

Prevents flat spots on tyres. Suitable for tyres with diameters from 10" to 20". Works with most types of wheel clamp suitable for use as a "Stop" by bolting to garage floor



CHOCK MASTER FULL SET
LWACC33 - 5026637626982

Features

Solid base to prevent sinkage into soft ground. Clip together system allows "Chockmasters" to be linked.

Size

650mm (L) x 210mm (W) x 130mm (H)



RAMP MASTER
LWACC491 - 5026637659485

Features

3 height levels 4, 7 & 10 cm. Suitable for vehicles up to 5 tonne



3 IN 1 CARAVAN RAMP INCORPORATING WHEEL CHOCK AND REMOVEABLE MUD GRIP
LW640 - 5026637670626

Features

Solid base to prevent sinkage into soft ground. Clip together system allows "Chockmasters" to be linked.

PDQ
of 12



WHEEL CHOCK (BOX OF 12)
LWACC72 - 5026637629655

Features

Multi-ridged reinforced wheel check design. Sure grip handle. Made with high impact plastic.

Size:

100mm (H)x88mm (W)x175mm (D) (Inc handle)



PAIR OF FOLDABLE WHEEL CHOCKS WITH SPIKES
LW570 - 5026637665264

Features

4 metal spikes to offer extra grip on unstable surfaces. Folds flat for easy storage.

Size

Open: 140mm (H)x85mm (W)x175mm (D)
Folded: 30mm (H)x85mm (W)x175mm (D)



CARAVAN WHEEL CHOCK
LW641 - 5026637670640
LW641 PDQ - 5026637670756

Features

Multi-ridged reinforced wheel check design. Made with high impact plastic.

Size:

100mm (H)x88mm (W)x175mm (D)

CORNER STEADIES, PRO PAW, SPRING ASSISTERS



CORNER STEADY DELUXE
LWACC209 - 5026637652738



**30CM CORNER STEADY WINDER
EXTENSION SOCKET**
LWACC27 - 5026637626562



**50CM CORNER STEADY WINDER
EXTENSION SOCKET**
LWACC28 - 5026637626579



KONEKT-A-PAD
LWACC5 - 5026637624940



STACK-A-SET
LWACC6 - 5026637624957



STAYGLOW PRO PAW +
LW617 - 5026637666957



PRO-PAW+
LWACC497- 5026637659546



SPRING ASSISTER
LWACC40 - 5026637627125 - 18MM-25MM GAP
LWACC41 - 5026637627132 - 26MM-39MM GAP
LWACC42 - 5026637627149 - 40MM-50MM GAP
LWACC43 - 5026637627156 - 52MM-65MM GAP

Includes

Prevents vehicle from bottoming out whilst towing (springs over compacting). Reduces light steering. Stops suspension sag. Prevents headlight becoming misaligned (Beam aiming too high) Supplied with 2 x securing cable ties. Uprates the suspension (coil springs) of cars and light vehicles, when towing Caravans, Trailers and Vehicles carrying heavy loads. Spring Assistors must only be fitted to the rear springs of a vehicle. To suit distance: 18mm-25mm Gap

TOWING MIRRORS



SUCK IT & SEE MIRROR/BLINDSPOT DELUXE - FLAT
LWACC165 - 5026637643149



SUCK IT & SEE MIRROR/BLINDSPOT DELUXE - CONVEX
LWACC166 - 5026637643156



SUCK IT & SEE MIRROR - FLAT GLASS - SINGLE
LWACC35 - 5026637627002



SUCK IT & SEE MIRROR - CONVEX GLASS - SINGLE
LWACC36 - 5026637627019



MIRROR SUCK IT & SEE TWIN PACK
LWACC299 - 5026637652721



ROCK STEADY TWIN PACK
LWACC34 - 5026637626999



EXTENDING TOWING MIRRORS - PAIR
SWTT84 - 5026637614149



LARGE TOWING MIRROR WITH REAR REFLECTOR
- SINGLE - RIGHT SIDE
SWTT126 - 5026637663802



CARAVAN TOWING MIRROR - SINGLE
SWTT123 - 5026637627071



SINGLE CLIP ON TOWING MIRROR WITH SPLIT TWIN LENSES
SWTT83 - 5026637614132




DAYGLOW ORANGE ROCK STEADY TOWING MIRRORS - PAIR
LW616 - 5026637666933



CONSUMER COMMENTS

"They held tight throughout, no vibration which I was very impressed by, very easy to adjust using the car mirror adjusters. Very happy with the purchase and would definitely recommend them to others."

"At last mirrors that you can apply and alter by using your normal car mirror controls."



Windbreaks, Awnings & Awning Accessories

Don't let the wind spoil camping or beach holidays. Our choice of windbreaks and tents offer privacy and protection for portable cooking wherever you may be.



POLYESTER WIND BREAK - CHARCOAL
LW567 - 5026637664922

Includes

16mm diameter steel poles, 8 Guylines, 12 Pegs and 190T Carry Bag.
Size: 500cm X 140cm



POLYESTER WIND BREAK - BLUE
LW568 - 5026637664922

Includes

16mm diameter steel poles, 8 Guylines, 12 Pegs and 190T Carry Bag.
Size: 500cm X 140cm



CONNECTABLE SMD AWNING LIGHT
LWACC303 - 5026637653636

AWNING ACCESSORIES



**FRAME MATE AWNING
FRAME TENSIONER**
LWACC52 - 5026637627910



PEG MATE TELESCOPIC PEG PULLER
LWACC53 - 5026637627927

Features

Extends to 60cm



ALLOY AWNING RAIL
LWACC167 - 5026637643163



PRO MALLET
LWACC522 - 5026637662034



25PCE PLASTIC PEGS
LWACC202 - 5026637652745



30PCE PILE DRIVER ROCK PEGS
LW630 - 5026637669699



30PCE THREAD PEGS
LW631 - 5026637669712



**30PCE HEAVY DUTY
HARD GROUND PEGS**
LW632 - 5026637669736



33PCE PEGS AND MALLET KIT
LWACC430 - 5026637657252

AWNING CARPET & FLOOR TILES



SUPREME AWNING CARPET ANTHRACITE/GREY

- LWAG2525 - 5026637650482 - 2.5m x 2.5m
- LWAG2530 - 5026637650499 - 2.5m x 3m
- LWAG2535 - 5026637650505 - 2.5m x 3.5m
- LWAG2540 - 5026637650710 - 2.5m x 4m
- LWAG2545 - 5026637650512 - 2.5m x 4.5m
- LWAG2550 - 5026637650529 - 2.5m x 5m
- LWAG2555 - 5026637650536 - 2.5m x 5.5m
- LWAG2560 - 5026637650543 - 2.5m x 6m
- LWAG2565 - 5026637650550 - 2.5m x 6.5m
- LWAG2570 - 5026637650567 - 2.5m x 7m


Features

Perfect for any caravan awning, motorhome or annexe. Ideal for the caravanner, camper, and picnics. Durable woven plastic multi coloured sewn tailored edges. Breathable and Eco-Friendly. Low maintenance and Easy to clean.




BLUE STRIPED CAPRI OUTDOOR MATTING

- LWACC335 - 5026637652158 - 2.5m x 2.5m
- LWACC337 - 5026637652172 - 2.5m x 3.5m
- LWACC339 - 5026637652196 - 2.5m x 4.5m
- LWACC342 - 5026637652226 - 2.5m x 6.0m
- LWACC343 - 5026637652233 - 2.5m x 6.5m



BLUE CHECK CAPRI OUTDOOR MATTING

- LWACC347 - 5026637652271 - 2.5m x 3.5m
- LWACC353 - 5026637652332 - 2.5m x 6.5m



EVA FLOOR TILES - BLACK 4PK LWACC241 - 5026637652998

Features

Ideal for caravan awnings, marquees, tents, play areas, gyms and much more. Durable, Eco friendly and versatile. Contains 4 tiles and 8 edging strips

Size

660cm x 60cm



EVA FLOOR TILES - GRASS 4PK LWACC383 - 5026637656965

Features

Ideal for caravan awnings, marquees, tents, play areas, gyms and much more. Durable, Eco friendly and versatile. Contains 4 tiles and 8 edging strips

Size

660cm x 60cm



EVA FLOOR TILES - HEAVY DUTY 4PK LWACC386 - 5026637656989

Features

Ideal for caravan awnings, marquees, tents, play areas, gyms and much more. Durable, Eco friendly and versatile. Contains 4 tiles and 8 edging strips

Size

660cm x 60cm



Awnings & Caravan Covers

Our specially selected range of awnings and covers ensure that you and your vehicle remain protected throughout all weather. Easy to erect and water resistant.

**MERCURY 350 - DRIVE AWAY
MOTORHOME AWNING
LWA35 - 5026637670749**

Size	Awning rail height: 180cm-210cm Width: 325cm Depth: 240cm + 100cm
Panels & Doors	1 front panel, 2 side doors
Includes	Rear poles, draught skirt, pegs and guy lines, lightweight alloy frame with vertical roof supports.



The Ontario Range of caravan awnings are available in two sizes. They are manufactured from a durable rip-stop nylon fabric.

The Ontario is a quick erect style of awning that can be erected completely in 10 minutes. It offers the ideal solution for increasing the living area of your leisure vehicle, or even just adding an area to store your equipment.

**ONTARIO PORCH AWNING
260 CHARCOAL
LWPP1C - 5026637622793**

Size	Awning rail height: 235-250cm Width: 260cm Depth: 240cm
Panels & Doors	2 roll-up front panels, 2 side doors with secondary mesh panels
Weight	15kg
Includes	Set of front canopy poles, draught skirt, pegs



**ONTARIO PORCH AWNING 260 BLUE
LWPP1B - 5026637622779**

Size	Awning rail height: 235-250cm Width: 260cm Depth: 240cm
Panels & Doors	2 roll-up front panels, 2 side doors with secondary mesh panels
Weight	15kg
Includes	Set of front canopy poles, draught skirt, pegs



**ONTARIO PORCH AWNING
390 CHARCOAL
LWPP2C - 5026637622847**

Size	Awning rail height: 235-250cm Width: 390cm Depth: 240cm
Panels & Doors	2 roll-up front panels 2 side doors with secondary mesh panels
Weight	17.5kg
Includes	Set of front canopy poles, draught skirt, pegs



**ONTARIO PORCH AWNING 390 BLUE
LWPP2B - 5026637622823**

Size	Awning rail height: 235-250cm Width: 390cm Depth: 240cm
Panels & Doors	3 roll-up front panels, 2 side doors with secondary mesh panels
Weight	17.5kg
Includes	Set of front canopy poles, draught skirt, pegs

The Ontario Air Awnings are a lightweight inflatable caravan awning made from tough Polyester material. Takes minutes to inflate and peg out. Once inflated simply peg out the awning for a secure pitch. It attaches like any awning to the vehicles beading/awning rail.

Simply pump up the tube and the awning is ready to be pitched!

Two/three front porch doors open out at the front of the awning for sunnier days with an additional two side doors for easy access. Featured ventilation flaps which can be opened or closed have been sewn into the front porch doors to allow good air movement.

ONTARIO AIR 280 AWNING
LWA14 - 5026637658280

Size	Awning rail height: 235-250cm Width: 280cm Depth: 240cm
Panels & Doors	2 roll-up front panels, 2 side doors with secondary mesh panels
Weight	18kg
Includes	Reinforced frame with 4 roof supports, rear pads and poles, draught skirt thick strap guy lines, pegs and carry bag



ONTARIO AIR 390 AWNING
LWA15 - 5026637658297

Size	Awning rail height: 235-250cm Width: 390cm Depth: 240cm
Panels & Doors	3 roll-up front panels, 2 side doors with secondary mesh panels
Weight	21kg
Includes	Reinforced frame with 6 roof supports, rear pads and poles, draught skirt thick strap guy lines, pegs and carry bag



Equinox are everything and more than you would expect from your porch awning! With their stylish black and grey colour scheme the easy to erect Equinox 260 allows you an extra 9.75 sq m floor space with ample head room throughout the entire awning.

**EQUINOX 260 CHARCOAL
PORCH AWNING
LWA28 - 5026637664595**

Size	Awning rail height: 235-250cm Width: 260cm Depth: 240cm
Panels & Doors	2 roll-up front panels and 2 side doors
Includes	Rear pads & poles, draught skirt, pegs and guy lines, lightweight alloy frame with vertical roof supports.



**EQUINOX 390 CHARCOAL
PORCH AWNING
LWA29 - 5026637664601**

Size	Awning rail height: 235-250cm Width: 390cm Depth: 240cm
Panels & Doors	3 roll-up front panels and 2 side doors
Includes	Rear pads & poles, draught skirt, pegs and guy lines, lightweight alloy frame with vertical roof supports.



SKYLINER 420
SINGLE INFLATION POINT PORCH AWNING
LWA32 - 5026637670664

Size	Awning rail height: 235-250cm Width: 420cm Depth: 300cm
Panels & Doors	3 roll-up front panels & 2 side doors with partial fly screens
Includes	Single inflation point, side ventilation points, hi-vis guy straps, skylights on each panel.



AIRBREAK 8000
SINGLE INFLATION POINT WIND BREAK
LWA33 - 5026637670671

Size	Length: 800cm Height: 150cm
Includes	Stylish black & silver colour in five panel pentagon configuration. Hi-vis guy straps & sky lights on each front panel



**ONTARIO 20-260 PORCH AWNING
LWA30 - 5026637670695**

Size	Awning rail height: 235-250cm Depth: 240cm Width: 260cm
Panels & Doors	1 front panel, 2 side doors with additional fly screens
Includes	Ventilation openings on front panels, external guying straps, 10 guy line securing points, canopy to front windows & internal blinds



**MIRAGE 325 PORCH AWNING
LWA31 - 5026637670718**

Size	Awning rail height: 235-250cm Depth: 240cm Width: 325cm
Panels & Doors	1 front panel, 2 side doors with additional fly screens
Includes	Fixed interior blinds to all windows & hi-vis guy lines



**BAYWATCH 355 INFLATABLE PORCH AWNING
LWA36 - 5026637670701**

Size	Awning rail height: 235-250cm Depth: 240cm Width: 260cm
Doors	1 front panel, 2 side doors with additional fly screens
Includes	Multi inflation point caravan porch awning, sewn in internal blinds



**HELIOS 260 PORCH AWNING
LWA37 - 5026637670725**

Size	Awning rail height: 235-250cm Depth: 220cm Width: 260cm
Includes	Multi inflation point caravan porch awning, sewn in internal blinds



**GEMINI 320 - DRIVE AWAY
MOTORHOME AWNING
LWA34 - 5026637670732**

Size	Awning rail height: 235-250cm Depth: 300cm Width: 320cm
Panels & Doors	1 large front panel & 2 side doors with additional fly screens
Includes	90cm Connecting tunnel, sewn in ground sheet, front opening C/W fly screen, 8 guy securing points, twin doors to removeable rear panel incorporating fly screen, internal sewn in blinds



**EQUINOX CHARCOAL
PORCH AWNING ANNEXE
LWA22 - 5026637661341**

Size	235-250cm
Doors	2/3 front, additional 2 at side doors
Weight	18kg
Includes	Rear poles, draught skirt, pegs and guy lines, lightweight alloy frame with vertical roof supports.



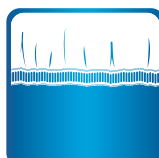


WATER RESISTANT BREATHABLE CARAVAN COVER

- LWACC365 - 5026637655487 - 12FT TO 14FT
- LWACC366 - 5026637655494 - 14FT TO 17FT
- LWACC367 - 5026637655500 - 17FT TO 19FT
- LWACC368 - 5026637655517 - 19FT TO 21FT
- LWACC369 - 5026637655524 - 21FT TO 23FT
- LWACC370 - 5026637655531 - 23FT TO 25FT



DOUBLE STITCHED SEAM



DOUBLE STITCHED SEAM



DURABLE MATERIAL



WATER RESISTANT



Features

12ft to 14ft, made from water resistant 3-ply fabric. Nylon securing straps and buckles with elasticised hem for secure fit. Extra strong double seams. Zips on both sides for easy access.



emove

Our caravan movers are designed to make life easier at the touch of a button. If you need to move a caravan into place, or simply level it, we'll have something to suit.



**EASY WING ENGAGE MOTOR MOVER - CHAIN DRIVEN
EM203 - 5026637656828**



Charging voltage	12Volt DC
Average current consumption	20Ampère
Maximum current consumption	100Ampère
Speed	Ca/approx. 9cm/sec.
Weight	Ca/approx. 37.2kg including all fittings.
Max. total weight single axle	1800kg (1600kg on 18% slope)
Max. total weight double axle (with 2 motors)	1800kg (1600kg on 18% slope)
Material	Composite/Coated Steel
SWL on flat tarmac	2250kg



**EASY WIND ENGAGE MOTOR MOVER
EM303 - 5026637656835**



Charging voltage	12Volt DC
Average current consumption	20Ampère
Maximum current consumption	100Ampère
Speed	Ca/approx. 9cm/sec.
Weight	Ca/approx. 37.2kg including all fittings.
Max. total weight single axle	1800kg (1600kg on 18% slope)
Max. total weight double axle (with 2 motors)	1800kg (1600kg on 18% slope)
Material	Composite/Coated Steel
SWL on flat tarmac	2250kg





**ELECTRIC ENGAGE AUTOMATIC MOTOR MOVER
EM303A - 5026637656842**



Charging voltage	12Volt DC
Average current consumption	20Ampère
Maximum current consumption	100Ampère
Speed	Ca/approx. 9cm/sec.
Weight	Ca/approx. 36.4kg including all fittings.
Max. total weight single axle	1800kg (1600kg on 18% slope)
Max. total weight double axle (with 2 motors)	1800kg (1600kg on 18% slope)
Material	Composite/Coated Steel
SWL on flat tarmac	2250kg





**HEAVY DUTY ELECTRIC ENGAGE MOTOR MOVER
EM305 - 5026637656859**



Charging voltage	12Volt DC
Average current consumption	20Ampère
Maximum current consumption	100Ampère
Speed	Ca/approx. 9cm/sec.
Weight	Ca/approx. 34.1kg including all fittings.
Max. total weight single axle	2000kg (1750kg on 18% slope)
Max. total weight double axle (with 2 motors)	2000kg (1750kg on 18% slope)
Material	Composite/Coated Steel
SWL on flat tarmac	2450kg



FROM UNHITCH TO LEVEL PITCH IN UNDER 2 MINUTES!



FINDING LEVEL AUTOMATIC MOVER AND SELF LEVELLING SYSTEM EM306 - 5026637666568

Finding Level corner-steadies		Finding Level caravan mover	
Average current consumption	6 Amps	Average current consumption	20 Amps
Maximum current consumption	23 Amps	Maximum current consumption	100 Amps
Weight approx. original steadies	14 Kg	SWL on flat tarmac	2250 Kg
Maximum caravan weight	2000 Kg	Single Axle	1600kg 18%



Index

Product	Page No.	Product	Page No.	Product	Page No.
13/7 Pin Adaptor	177	Car Mats (Rubber)	126-132	Easy Steer	94
4x4 Covers	151	Car Mats (Combination Carpet)	133	Eco Bin	169
Adhesives	86-87	Car Mats (Velour Carpet)	134-136	Eco Washer	167
Adhesive Pads	89	Car Mats (Three Piece)	137	Electric Air Pump	161
Aerial	90	Car Polisher	77	Electric Oven	166
Air Compressors (Analogue)	46-48	Car Seat Bag	108	EMOVE	197-201
Air Compressors (Digital)	49	Car to Car Charger/Jump Starter	43	Euro Hook Up Adapter	177
Air Filters	91	Car Wash Brushes	80-81	EVA Floor Tiles	186
Air Fresheners	114-115	Caravan & Home Safety Kit	169	Exhaust Mufflers/Trims	92
Air Fryer	165	Caravan Covers	196	Expandable Hoses	78
Air Horns	90	Caravan Foot Pads	181	Extendable Brushes	80-81
Air Pump	161	Caravan Electric Cables	176-177	Extension Bar Set	57
Alternator/Battery Tester	27 & 43	Caravan Hitch Cover	179	Extension Cables	176
Analogue Air Compressor	46-48	Caravan Hitch Locks	178	Fire Blanket	155
Aquastretch Expandable Hoses	78	Caravan Steps	158-159	Fire Extinguisher	155
Ashtray	96	Cargo/ Boot Net	142	First Aid Kits	67
Assortment Boxes	59-61	Chairs	161	Finding Level	201
Awnings	187-195	Chamois	77	Flexi Blades	77
Awning Carpet	186	Children's Travel Table	108	Flexible Spout	105
Awning Light	184	Cigarette Lighter Socket	11	Foldable Step	159
Awning Rail	185	Cleaning Kit (Car)	76	Foldable Wheel Chock	180
Axle Stands	64-65	Cleaning Products	82-83	Folding Chairs	161
Back Supports & Cushions	107	Clear Lacquer	84	Folding Steps	158-159
Bag Holder	142	Clock	95	Foot Pumps	50
Ball Joint Separator	59	Clutch & Brake Bleeder Tool Kit	58	Frame Mate	185
Battery Accessories	24	Coffee Maker	166	Frost Screen Protector	101
Battery Chargers	32-35 & 38-42	Collapsible Bin	169	Funnels	104-105
Beaded Seat Cover	107	Collapsible Bucket	163	Fuse Sets	60-61
Bike Racks	154	Collapsible Kitchenware	162-163	Gadget Holders (Car)	16-18
Bins	169	Combination Toaster/Oven	166	Gadget Holders (Cycle)	153
Blade Fuses	60	Convex Mirrors	149	Gaffa Tape	61
Blaster Brush & Broom	81	Cooking Appliances	165-166	GB Sticker	97
Blind Spot Detection System	23	Cooking Pan	166	GPS Tracker	19
Blind Spot Mirrors	97	Cooling Car Seat Cushions	103	Griddle	166
Bluetooth® FM Transmitter 15	15	Cooling Pet Mats	146	Hair Dryer	98
Bluetooth® Hands Free Kit	15	Corner Steady Winders	181	Hair Straightener	98
Booster Cables	25-27	Coupling Locks	178	Half Step	158
Boot Liners/ Protectors	140-144	Crocodile Clips	24	Hand Pump	51
Boot Mats	140	Cup Holder	96 & 160	Hand Horn	90
Boot Organisers	142	Cushions & Supports	106-107	Harness Pads	94
Bottle Jacks	62	Cycle Carriers	154	Hammer Finish Paint	84-85
Brake Calliper Rewind Tool Set	57	Cycle Racks	154	Headlamp Beam Converter	67
Brake & Clutch Bleeder Tool Kit	58	Cycle Reflectors	153	Head Torch	31
Breakaway Cable	179	Cycle Accessories	152-154	Heat Shrink Wrap Tube Assortment	60
Buckle Straps/Tie Downs	70-71	DAB Radio Adapter	14	Heated Seat Cushions	101 & 107
Bulb & Fuse Kits	66	Dash Cams	20-21	Heating Element	98
Bungee Cords	68-69	Dehumidifiers	94-95	Heaters	156-157
Butane Heaters	156-157	Demist Pads	76	Heaters/Defrosters	101
Butane Cooker	165	Digital Clock	94	Hitch Locks	178
Cable Puller	59	Digital Air Compressor	49	Hi Vis Vest	67
Cable Storage Bag	177	Disc Horn	90	Home & Caravan Safety Kit	169
Cable Tidys	177	Dog Guard	147	Hook Up Cables	176-177
Cable Ties	111	Dog Tethers	160	Hose Pipes	78
Capri Awning Matting	186	Dog Ramps	146	Hot Plate (Single)	165
Car Covers	150-151	Door Guard	95	Ice Scrapers	99-100
Car Cleaning Kit	76	Drinks Holder	96 & 160	iPad/Tablet Holder	18
Car Fans	103	Driving Lights	31	Impact Wrench (12V)	56
Car Fuse Sets	60-61	Easy Rack	138	Induction Cooker	165

Product	Page No.	Product	Page No.	Product	Page No.
Inflator	83	Power Banks	32-33	Syphon Pump	105
Inspection Lights	28-30	Power Sockets (12V)	11-12	Tarpaulins	174
Intelligent Battery Chargers	34-35	Power Sprayers	79	Tent Pegs	185
Inverters	44-45	Primers	85	Toilets	171
Jack Stands	64-65	Puncture Repair Kits	153	Toilet Tent (Pop-Up)	171
Jerry Can	104-105	Puncture Sealer	83	Tool Kit (Pink)	58
Jockey Wheels	179	PVC Tape	61	Tool Tote Bag	58
Jump Starter (Car to Car)	43	Radiator	157	Torches	28-30
Jump Starters	32-33 & 36-37	Ramp (Dog)	146	Torque Wrench	56
Kettles	98	Ramp (Levelling)	180	Tow Ball Cover	179
Keyless Signal Blocker	9	Ramp (Loading)	59	Tow Bar	72
L Plates	97	Ramp Master	180	Tow Ropes	72
Lantern	30	Ratchet Wrench	55	Tow Straps/Belts	73
LED Torches	28-31	Ratchet Driver Socket Set	55	Towing Mirrors	182-183
Light Stream	30	Ratchet Tie Downs	70-71	Tracker (GPS)	19
Lock Nut Assortment	59	Rearview Mirrors	96	Trailer Boards	175
Luggage Elastics	68-69	Recliner Chairs	161	Trailer Wheel Clamp	8 & 179
Magnetic Trailer Lighting	175	Reflectors (Cycle)	153	Travel Flask	98
Melamine Dinnerware	164	Reverse Parking Sensor	23	Travel Potty	108
Microfibre Cloths & Mitts	74-76	Reversing Camera	22	Trickle & Battery Charger	42
Microwave	165	Roof Bars	138-139	Trim/Panel Removal Kit	57
Mirrors (Baby)	108	Roof Bag	138	Trolleys	148
Mirrors (Rearview)	96	Safety Kit (Home & Caravan)	169	Trolley Jacks	63
Mirrors (Convex)	149	Scissor Jacks	64	Tyre Pressure Gauges	51
Mirrors (Towing)	182-183	Scratch Removal Kit	82	Tyre Pressure Monitoring System	19
Mirror Fix Kits	96	Screen and Glass Wipes	74	Tyre Saver	180
Mobile Mains Units	176	Screwdriver Bit Sets	54 & 56	Tyre Tread Depth Gauges	51
Motorcycle Cover	150	Screwdriver Sets	54	USB Adaptors	10-12
Mud Flaps	89	Sealants	86	USB Charging Accessories	11
Mufflers	92	Seat Belt Pads	95	Vacuum Cleaners	77
Multi Function Cooking Pan	166	Seat Covers (Car)	116-119	Van Seat Protectors & Covers	124-125
Multi Purpose Lubricant	82	Seat Cushions	106-107	Walking Stick Seat	160
Neck Pillow	106	Seat Organisers	142	Warning Triangle	67
Night Vision Driving Glasses	102	Seat Protectors (Car)	120-123	Washer Assortment	61
Nose Weight Gauge	177	Seat Protectors & Covers (Van)	124-125	Wash Mitt	76
Number Plate Surrounds	89	Shopping Trolleys	148	Wash Sponge	76
Number Plate Adhesive Pads	89	Showers	170	Washing Machines	167
O-Ring Assortment	59	Snow Shoes	100	Wastehog	172
OBD Fault Code Readers	13	Snow Shovel	100	Wastehog/Waterhog Bag	174
Ovens	165-166	Socket Sets	52-55	Wastehog/Waterhog Spare Caps	174
P Plates	97	Solar Battery Chargers	43	Waste Water Carrier	172
Paint	84-85	Solar Travel Shower	170	Waterhog	173
Pan Set	162	Spark Plug Spanner	57	Water Carrier	172-173
Panel/Trim Removal Kit	57	Speed Camera Detector	22	Wheel Braces	65
Parking Barrier	5	Split Pin Assortment	60	Wheel Chocks	180
Peg Boxes	185	Spray Paints	84-85	Wheel Clamps	8
Peg Mallet	185	Spring Assister	97 & 181	Wheel Covers	109-111
Peg Mate	185	Steel Mufflers	92	Wheel Spacers	97
Pet Barrier	144	Steering Locks	6-7	Windbreak	184
Pet Carrier	145	Steering Wheel Gloves	112-113	Window Film	88
Pet Seat/Boot Protectors	143-145	Steps (Caravan)	158-159	Windscreen Cleaners	74
Picnic Rug	160	Sticky Number Plate Pads	89	Windscreen Covers	101
Pliers	57	Strong Arm	57	Wiper Blades	93
Pop-Up Toilet Tent	171	Suction Gadget Holder	16-18	Wire Terminal Assortment	59
Porta Shower	170	Suction Storage Accessories	168	Wireless/USB Gadget Holder	16-18
Portable Cooking Range	162-166	Sun Shades	103	Wrench (12V Impact)	56
Portable Toilets	171	Sun Visors	102	Wrenches	55
Portable Washing Machines	167	Supreme Awning Carpet	186	Yoga Grill	166



EMOVE[®]

 Streetwize Leisurewize

 @StreetwizeOfficial
@LeisureWizeOfficial

 /StreetwizeOfficial
/LeisurewizeOfficial

 @swlwofficial

 Streetwize Leisurewize

 swlwofficial

Streetwize Accessories,

Unit 1, Royce Trading Estate,

Ashburton Rd West,

Trafford Park,

Manchester,

M17 1RY

E-mail:

sales@streetwizeaccessories.com

support@streetwizeaccessories.com

Telephone:

+44 (0)161 447 8580

Fax:

+44 (0)161 764 2780

www.streetwizeaccessories.com



Catalogue 2020/2021

www.leisurewizeaccessories.com



Caravan & Leisure Accessories

EMOVE[®]



Leisurewize, based in Manchester, was established in 2012 as a leisure focused sister brand to The Ace Supply Company Limited's highly established car accessories brand - Streetwize.

Since its inception, Leisurewize has strived to create a brand which suits the needs of the Caravan, Motorhome and camping sector and enables end users, through our customers, to have the best experience whilst relaxing in the great outdoors.

Our product range has grown over time and been developed with pride by our experienced and passionate in house UK team. The team work closely with factories across the world to ensure our products are great quality, innovative, durable and represent excellent value for money.

In addition to our ever-increasing list of accessories and caravan movers, we are delighted to introduce for 2020, an extensive, new lightweight Caravan and Motorhome awning range. This includes an impressive selection of Air awnings and traditional lightweight pole awnings.

Every effort has been made to ensure the specifications and images in this catalogue are correct at the time of going to print, however, technical data, dimensions, weights and images serve as a guide only. Sometimes product specifications may change, in such instances we will do our best to inform you. All our sizes and measurements are approximate but we do try to ensure they are as accurate as possible. No guarantee is given or implied that products will adhere to the specification, images and illustrations published.

The Ace Supply Company Ltd are committed to supplying quality products. Alongside this we are dedicated to our environmental and ethical responsibilities and always strive to limit our impact on the environment.

We always endeavour to ensure we comply with all current European health and safety legislation. Displaying of the WEEE (Waste of electrical and electronic equipment) symbol on our packaging & products, requires the ethical disposal of all electronic products. The RoHS directive aims to restrict certain dangerous substances commonly used in electronic equipment.







At The Ace Supply Company Ltd we are always looking towards the future and how we can grow. As such our warehouse is situated in the first and largest industrial estate in Europe. Trafford Park has excellent communication links with the rest of the UK and Europe.

We are situated off Ashburton Road West within the heart of Trafford Park. Manchester City Centre is approximately 3.5 miles to the East and easy access to the regional motorway network is obtained via Junction 9 or 10 of the M60 motorway.

Our warehouse, which includes newly refurbished offices and a showroom, has a large capacity with storage space of 100,000 sq ft. This means we have more stock availability and capacity to continually improve our services and diversify our product range.

Alongside the main warehouse is a dedicated office team available during office hours to answer any product, price or technical queries you may have.




We have over 1000 car and leisure products in our range. To find out more follow us on social media

Search **“Leisurewize”** or **“Streetwize”**



Our website is something we've worked hard on improving over the past two years and with great success; We were recently finalists for the B2B eCommerce website of the year, Northern eCommerce Award and our customers have given us excellent feedback.

On our website you can now:

-  **Browse Our Entire Range**
-  **Make Orders in 3 different ways**
-  **Download Product Manuals**
-  **Contact Us**

EMOVE

EM203



Charging voltage	12Volt DC
Average current consumption	20Ampère
Maximum current consumption	100Ampère
Speed	Ca/approx. 9cm/sec.
Weight	Ca/approx. 37.2kg including all fittings.
Max. total weight single axle	1800kg (1600kg on 18% slope)
Max. total weight double axle (with 2 motors)	1800kg (1600kg on 18% slope)
Material	Composite/Coated Steel
SWL on flat tarmac	2250kg

Easy Wind Engage Motor Mover Chain Driven

EM203 5026637 656828

EM203 as an entry-level mover that is tough to beat. It features our diagnostic handset with easy wind engagement and full alloy rollers. The EM203 has more features than many other makes that cost 50% more. Value without compromise!

EMOVE

EM303



18% Max. 1600kg	18% Max. 1600kg	Max. 1800kg
Charging voltage	12Volt DC	
Average current consumption	20Ampère	
Maximum current consumption	100Ampère	
Speed	Ca/approx. 9cm/sec.	
Weight	Ca/approx. 37.2kg including all fittings.	
Max. total weight single axle	1800kg (1600kg on 18% slope)	
Max. total weight double axle (with 2 motors)	1800kg (1600kg on 18% slope)	
Material	Composite/Coated Steel	
SWL on flat tarmac	2250kg	

Easy Wind Engage Motor Mover

EM303 5026637 656835

EM303 is our flagship easy wind manual engage caravan mover. It offers our ground breaking all-season covers which protect your mover from the elements and mean you can simply wipe dirt away. Large alloy rollers ensure traction even in the toughest conditions. If you are an all season caravanner this mover is great to go.

EMOVE

EM303A



Max. 1600kg	Max. 1600kg	Max. 1800kg
Charging voltage	12Volt DC	
Average current consumption	20Ampère	
Maximum current consumption	100Ampère	
Speed	Ca/approx. 9cm/sec.	
Weight	Ca/approx. 36.4kg including all fittings.	
Max. total weight single axle	1800kg (1600kg on 18% slope)	
Max. total weight double axle (with 2 motors)	1800kg (1600kg on 18% slope)	
Material	Composite/Coated Steel	
SWL on flat tarmac	2250kg	

Electric Engage Motor Mover

EM303A 5026637 656842

EM303A is possibly the world's most popular automatic engage mover on the market today. Designed for large single axle caravans and medium sized twin axle caravans, this mover offers incredible features at an incredible price. This is an automatic engage mover accessible to everyone. Never bend down to engage again just press and go!

emove

EM305



	12%	18%	18%
	Max. 1750kg	Max. 1750kg	Max. 2000kg
Charging voltage	12Volt DC		
Average current consumption	20Ampère		
Maximum current consumption	100Ampère		
Speed	Ca/approx. 9cm/sec.		
Weight	Ca/approx. 34.1kg including all fittings.		
Max. total weight single axle	2000kg (1750kg on 18% slope)		
Max. total weight double axle (with 2 motors)	2000kg (1750kg on 18% slope)		
Material	Composite/Coated Steel		
SWL on flat tarmac	2450kg		

Heavy Duty Electric Engage Motor Mover

EM305 5026637 656859

EM305 is designed for large twin axle caravans (up to 2000kg). When you're looking to move mountains this is the mover for you. Super strong and powerful but also one of the lightest caravan movers money can buy (up to 30% in some cases). This is the mover that has it all.

EMOVE Finding Level



From unhitch to level pitch in under 2 minutes!





Finding Level Automatic Mover & Self Levelling System

EM306 5026637 666568

Finding Level comes complete with an electric engage EMOVE caravan mover with all season covers. Heavy duty Finding Level electric corner steadies. Finding Level control box and handset.

Stage 1: Handset tells you which side is low and place the ramp accordingly.

Stage 2: Press the Finding Level (FL) button, the caravan will reverse up the ramp stopping when the caravan is level (left to right). The electric corner steadies finish the job levelling the caravan (front to back).



Finding Level corner-steadies

Average current consumption	6 Amps
Maximum current consumption	23 Amps
Weight approx. original steadies x 4	14 Kg
Maximum caravan weight	2000Kg

Finding Level caravan mover

Average current consumption	20 Amps
Maximum current consumption	100 Amps
SWL on flat tarmac	2250Kg
Single Axle	1600kg 18%

Ontario 280 Air Awning



Ontario 280 Air Awning

LWA14 5026637 658280

The Ontario 280 Air Inflatable Caravan Porch Awning! This is a fantastic porch awning that combines space and practicality providing caravanners a delightful conservatory for the side of their van. This version, the Ontario Air 280 measures 280cm in length featuring a depth of 240cm and fitting caravan awning rails with height from the ground between 235cm and 250cm. Extremely easy to pitch. Simply feed the awning into your caravan's awning channel, inflate each beam and then peg from back to front securing the awning in place. Finish off by pegging the reflective guy lines. A manual pump is included! The 280 features three air tubes, requiring individual inflation (just two minutes on each tube approx). Leisurewize hasn't stopped here, in addition the Ontario 280 features four roof beams that add tension to the roof and increases this porch awnings rigidity. These four additional bracing beams require individual inflation, around 20 seconds on each. The 280 features two panels at the front, these can be fully rolled up allowing ease of access and to let the air in on those warmer days. In addition, you can even peg out one of the panels as a sun canopy with thanks to the included set of canopy poles; two poles that prop open either of the front panels. Each panel features

prop-up air vents allowing air to circulate around the awning to reduce the effects of condensation. The awning features clear view windows allowing you to enjoy unspoiled views. All windows have an attached privacy curtain. There is a left and right side door for alternative entry and exit and both doors are complete with secondary mesh fly screens, allowing the air to flow whilst keeping those pesky insects at bay. Flat entrances at the front and sides make the living area accessible for wheelchair and pushchair users. However you can toggle up the mud skirt to shield the living space against ground moisture and driving rain. Also included, rear pad poles and foam draught pads to seal the awning against the side of the caravan with extra material to reduce water drops from the caravan's roof entering the awning's living area. Also includes storm straps for extra anchoring!

COLOURS

CHARCOAL

DIMENSIONS

L 280cm x W 240cm x Awning Rail Height 235-250cm

Ontario 390 Air Awning



Ontario 390 Air Awning

LWA15 5026637 658297

The Ontario 390 Air Inflatable Caravan Porch Awning! This is a fantastic porch awning that combines space and practicality providing caravanners a delightful conservatory for the side of their van. This version, the Ontario Air 390 measures 390cm in length featuring a depth of 240cm and fitting caravan awning rails with height from the ground between 235cm and 250cm. Extremely easy to pitch. Simply feed the awning into your caravan's awning channel, inflate each beam and then peg from back to front securing the awning in place. Finish off by pegging the reflective guy lines. A manual pump is included! The 390 features four air tubes, requiring individual inflation (just two minutes on each tube approx). Leisurewise hasn't stopped here, in addition the Ontario 390 features six roof beams that add tension to the roof and increases this porch awnings rigidity. These additional bracing beams require individual inflation, around 20 seconds on each. The 390 features three panels at the front, these can be fully rolled up allowing ease of access and to let the air in on those warmer days. In addition, you can even peg out one of the panels as a sun canopy with thanks to the included set of canopy poles; two poles that prop open either of the front panels. Each panel features

prop-up air vents allowing air to circulate around the awning to reduce the effects of condensation. The awning features clear view windows allowing you to enjoy unspoiled views. All windows have an attached privacy curtain. There is a left and right side door for alternative entry and exit and both doors are complete with secondary mesh fly screens, allowing the air to flow whilst keeping those pesky insects at bay. Flat entrances at the front and sides make the living area accessible for wheelchair and pushchair users. However you can toggle up the mud skirt to shield the living space against ground moisture and driving rain. Also included, rear pad poles and foam draught pads to seal the awning against the side of the caravan with extra material to reduce water drops from the caravan's roof entering the awning's living area. Also includes storm straps for extra anchoring!

COLOURS

CHARCOAL

DIMENSIONS

L 390cm x W 240cm x Awning Rail Height 235-250cm

Equinox 260 Porch Awning



Equinox 260 Charcoal Porch Awning

LWA28 5026637 664595

Equinox 260 Caravan Porch Awning! The Equinox 260 is finished in a two-tone charcoal and light grey colour way that is smart, stylish and neutral complimenting all caravans. The awning provides ample space for couples, providing additional living and storage space, making your outdoor stay a pleasant one! The Equinox sits at a width of 260cm, with a depth of 240cm and boasts excellent headroom height throughout. Easy to pitch with thanks to the lightweight alloy pole frame. Also features vertical roof supports which provide additional tension and strength. For those who require an awning for occasional use the Equinox is wonderfully simple, the 100% polyester material is water-resistant and lightweight making the awning easy to pitch and pack away! At this price, you get everything included, pegs, plenty of guying points, draught skirt and even the rear pad poles to secure the seal against the side wall of the caravan! The Equinox 260 welcomes clear windows allowing an excellent flow of light and allowing you to enjoy the view when lounging in the awning. Curtains on the windows are included for privacy.

COLOURS

CHARCOAL

Material	Polyester PVC Fibreglass Steel
Waterproof Rating	3000HH


DIMENSIONS

Depth: 240cm

Width: 260cm

Awning Rail Height: 235-250cm

Equinox 390 Porch Awning



Equinox 390 Charcoal Porch Awning

LWA29 5026637 664601

Equinox 390 Caravan Porch Awning! The Equinox 390 is finished in a two-tone charcoal and light grey colour way that is smart, stylish and neutral complimenting all caravans. The awning provides ample space for couples, providing additional living and storage space, making your outdoor stay a pleasant one! The Equinox sits at a width of 390cm, with a depth of 240cm and boasts excellent headroom height throughout. Easy to pitch thanks to the lightweight alloy pole frame. Also features vertical roof supports which provide additional tension and strength. For those who require an awning for occasional use the Equinox is wonderfully simple, the 100% polyester material is water-resistant and lightweight making the awning easy to pitch and pack away! At this price, you get everything included, pegs, plenty of guying points, draught skirt and even the rear pad poles to secure the seal against the side wall of the caravan! The Equinox 390 welcomes clear windows allowing an excellent flow of light and allowing you to enjoy the view when lounging in the awning. Curtains on the windows are included for privacy.

COLOURS

CHARCOAL

Material	Polyester PVC Fibreglass Steel
Waterproof Rating	3000HH

DIMENSIONS

Depth: 240cm

Width: 390cm

Awning Rail Height: 235-250cm

Skyliner 420 Air Awning

FEATURING
Single Inflation Point



Skyliner 420 Air Awning

LWA32 5026637 670664

The Leisurewize Skyliner Air awning has been designed to deliver the wow effect! Whilst maintaining its quick and easy erection via its single point inflation, it is suitable for both weekend or main holiday use, giving you that all important extra space. Its bay window front enables you to benefit from multi aspect views, the fully zip out panels mean the Skyliner can be easily converted into a sun shade whilst you enjoy the hot balmy summer days.

- External single Inflation point
- Five fully zip out panels allowing you to create doorways to suit
- Blinds to all windows
- Ladder straps
- Side doors with the addition of flyscreens
- Triangulated fixing points leading to High Viz guy lines
- Small roof lights above the 3 front panels to allow extra light.
- Rear pads
- Taped seams

COLOURS

CHARCOAL

Material	Polyester PVC
Waterproof Rating	3000HH

DIMENSIONS

Rail Height: 235-250cm

Depth: 240cm

Width: 260cm

Baywatch 355 Air Awning



Baywatch 355 Porch Air Awning

LWA36 5026637 670701

The Leisurewise Baywatch Air awning has been designed for quick and easy erection, it is suitable for both weekend or main holiday use, giving you that all important extra space allowing you the luxury and choice of where to kick back and relax.

- External Inflation point
- Fly screens to both side doors
- Blinds to all windows
- Ladder straps
- Rear Pads
- Triangulated fixing points leading to guy lines
- Additional air roof brace
- Fits awning rail height 235-250
- Taped seams
- Easy to carry bag

COLOURS

LIGHT GREY

Material	Polyester PVC Fibreglass Steel
Waterproof Rating	3000HH

DIMENSIONS

Rail Height: 235-250cm

Depth: 240cm

Width: 260cm

Mirage 325



Mirage 325 Porch Awning

LWA31 5026637670718

The Leisurewize Mirage caravan awning has been designed for quick and easy erection, it is suitable for both weekend or main holiday use, giving you that all important extra space allowing you the luxury and choice of where to kick back and relax.

- Single pole
- Fly screens to both side doors
- Blinds to all windows
- Ladder straps
- Rear Pads
- Triangulated fixing points leading to High Viz guy lines
- Fits awning rail height 235-250
- Taped seams
- Easy to carry bag

COLOURS

LIGHT GREY

Material	<i>Polyester PVC Fibreglass Steel</i>
Waterproof Rating	<i>3000HH</i>

DIMENSIONS

Awning Rail Height: 235-250cm

Depth: 240cm

Width: 325cm

Ontario 20-260



Ontario 20-260 Porch Awning

LWA30 5026637670695

The Leisurewize Ontario 20 is our new take on the time served classic the Ontario. New for 2020 is the addition of two shades above the main front doors complete with mesh vent with zipped blind this can be opened to allow and excess heat or condensation to be dispersed. Like all the Leisurewize range the Ontario is suitable for short breaks or main holidays.

- Sunshade peaks to main doors
- Fly screens to both side doors
- Blinds to all windows
- Rear Pads
- High Viz guy lines
- Additional roof brace
- Fits awning rail height 235-250
- Taped seams
- Easy to carry bag

COLOURS

LIGHT GREY

Material	Polyester PVC Fibreglass Steel
Waterproof Rating	3000HH

DIMENSIONS

Awning Rail Height: 235-250cm

Depth: 240cm

Width: 260cm

Gemini 320



Gemini 320 Drive Away Awnings

Campervan (Low) LWA34 5026637 670732

Motorhome (Tall) LWA38 5026637 671418

The Leisurewize Gemini 320 Driveaway Air awning has been designed for quick and easy erection, it is suitable for both weekend or main holiday use, giving you that all important extra space whilst giving you

- Openings on all 3 sides with internal fly screens
- Blinds to all windows
- Ladder straps
- Sewn in groundsheet
- Side door into the tunnel so not to enter main awning
- Triangulated fixing points leading to guy lines
- 2 x additional air roof braces
- Mud wall with anti-trip fold down on Main front door
- Taped seams
- Door between main awning and tunnel can be opened either way and has the addition of fly screens to aid ventilation

COLOURS

CHARCOAL

Material	<i>Polyester PVC Fibreglass Steel</i>
Waterproof Rating	3000HH

DIMENSIONS

Height: 180cm - 210cm (LWA34)

Height: 240cm - 270cm (LWA38)

Depth: 210cm + 90cm Tunnel

Width: 300cm

Mercury 350



Mercury 350 Awnings

Campervan (Low) LWA35 5026637 670626

Motorhome (Tall) LWA39 5026637 671425

The Leisurewise Mercury 350 Driveaway awning has been designed for quick and easy erection, With Aluminium poles and quick release clamps it is suitable for both weekend or main holiday use, giving you that all important extra space whilst giving you the flexibility should you wish to leave your campsite and explore the local area.

- Openings on all 3 sides with internal fly screens
- Blinds to all windows
- Ladder straps
- Sewn in groundsheet
- Side door into the tunnel so not to enter main awning
- Triangulated fixing points leading to guy lines
- Mud wall with anti-trip fold down on Main front door
- Taped seams
- Door between main awning and tunnel can be opened either way and has the addition of fly screens to aid ventilation

COLOURS

CHARCOAL

Material	Polyester PVC Fibreglass Steel
Waterproof Rating	3000HH

DIMENSIONS

Rail Height: 180cm - 210cm (LWA35)

Height: 240cm - 270cm (LWA39)

Depth: 240cm+90cm Tunnel

Width: 325cm

Ontario 260 Porch Awning



Ontario 260 Porch Awning

LWPP1C 5026637 622793 (CHARCOAL)

LWPP1B 5026637 622779 (BLUE)

Ontario 260. This two panel porch awning is perfect for couples or families alike providing ample space for lounging and dining, an excellent conservatory for the side of your caravan. Clear view windows along with roll up blinds. Quick pitch in minutes, fibreglass pole frame, the awning comes with alloy roof support poles for added tension and support. In addition two rear pad poles to seal the awning against the side of the caravan are included. The canvas has been manufactured from a durable rip-stop nylon fabric, this unique weave prevents the spread of rips and increases the strength of the material. With tapped seams and coupled with the enhanced fabric the Ontario welcomes a 3000mm (HH) Hydrostatic Head waterproof rating.

COLOURS

CHARCOAL

BLUE

Material	Polyester PVC Fibreglass Steel
Waterproof Rating	3000HH

DIMENSIONS

Rail Height: 235-250cm

Width: 260cm

Depth: 240cm

Ontario 390 Porch Awning



Ontario 390 Porch Awning

LWPP2C 5026637 622847 (CHARCOAL)

LWPP2B 5026637 622823 (BLUE)

This three panel porch awning is perfect for couples or families alike providing ample space for lounging and dining, an excellent conservatory for the side of your caravan. Clear view windows along with roll up blinds. Quick pitch in minutes, fibreglass pole frame, the awning comes with alloy roof support poles for added tension and support. In addition two rear pad poles to seal the awning against the side of the caravan are included. The canvas has been manufactured from a durable rip-stop nylon fabric, this unique weave prevents the spread of rips and increases the strength of the material. With tapped seams and coupled with the enhanced fabric the Ontario welcomes a 3000mm (HH) Hydrostatic Head waterproof rating.

COLOURS

CHARCOAL

BLUE

Material	Polyester PVC Fibreglass Steel
Waterproof Rating	3000HH

DIMENSIONS

Rail Height: 235-250cm

Width: 390cm

Depth: 240cm

Ontario Porch Awning Annexe

LWA22 5026637 661341

Also available is the Ontario Porch Awning Annexe, built specifically to add extra space for storage to the Ontario 390 Porch Awning.



Ontario Porch Awning Annexe

Helios 260



Helios 260 Sunshade

LWA37 5026637 670725

The Leisurewize Helios 260 is a single pole Sunshade designed for quick easy erection when all you require is a little outside space to call your own and give that all important shelter from the elements, whether that be sun or rain.

- PVC windows to both sides
- Fits awning rail height 235-250
- Material 150D with 3000HH
- Taped seams
- Easy to carry bag
- Additional material to help seal against the Caravan

COLOURS

BLACK

Material	Polyester PVC TPU Steel
Waterproof Rating	3000HH

DIMENSIONS

Rail Height: 235-250cm

Depth: 220cm

Width: 260cm

Airbreak 8000

FEATURING
Single Inflation Point



Airbreak 8000

LWA33 5026637 670671

The Airbreak 8000 is an exciting new addition to the awning range, this exciting wind break has 5 panels and stretches 8m in length and benefits from a single point inflation.

- Single point inflation
- Five panel pentagon design.
- Hi viz guy lines
- Stylish black and silver
- Anchor points along the base.

COLOURS

BLACK

Material	Polyester PVC
Waterproof Rating	3000HH

DIMENSIONS

Length: 800cm

Height: 150cm

Windbreaks

Don't let the wind spoil camping or beach trips and holidays. Supplied with four steel poles and guy ropes to ensure sturdiness, our high-quality polyester windbreaks are great way to shelter yourself. They offer privacy and protection against the wind and the sun.



Polyester Windbreak CHARCOAL

LW567 5026637 664915



Polyester Windbreak BLUE

LW568 5026637 664922

Folding Shopping Trolley

LWACC31 5026637 626869



Folding Shopping Trolley

LW623 5026637 668586



Folding Alloy Shopping Trolley

LWACC46 5026637627187





Features: 30 piece Rock Pegs are extremely tough. Suitable for hard ground with corkscrew shaft for extra grip. Suitable for both tents and awnings.

Length: 20cm

Comes with handy plastic storage box.

30 Pce Pile Driver Rock Pegs

LW630 5026637 669699



Features: 30 piece steel screw-in pegs with cordless drill adaptor. Suitable for hard standing pitches.

Length: 20.5cm

Comes with handy plastic storage box.

30 Pce Thread Pegs

LW631 5026637 669712



Features: The 30 piece hard ground pegs are a robust steel peg with a composite hook. Ideal for hard ground.

Length: 20cm

Comes with handy plastic storage box.

30 Pce Heavy Duty Hard Ground Pegs

LW632 5026637 669736



Features: 25 piece tent/awning pegs set, manufactured from hard wearing, durable plastic. Lightweight to carry. Ideal for tents, Caravan awnings, gazebos, football nets, netting, groundsheets.

Supplied in a handy carry box incorporating a peg cleaning brush.

25 Pce Plastic Peg Box with Peg Cleaner

LWACC202 5026637 652745



Features: This 33 piece peg box kit is ideal for tents, gazebos, football nets, netting, groundsheets, awnings, and outdoor camping. Includes: 10 x Plastic Pegs, 10 x Heavy Duty Pegs, 12 x Groundsheet Pegs. Supplied in a handy carry box. Incorporating a peg cleaning brush.



Features: The Leisurewize Pro Mallet is an ergonomically designed rubber weighted mallet, designed to help securely peg down your tent or caravan awning. Also features a non-slip curved handle and peg puller.

Peg and Mallet Kit

LWACC430 5026637 657252

Pro Mallet

LWACC522 5026637 662034



Features: Simply place the stop block against the shoulder of the frame clamp and squeeze the trigger. Can be used on steel-alloy or carbon frames. Lightweight robust composite construction. Attaches in seconds and simple to use. Assists in getting your awning fabric taut and getting your awning frame tensioned. Suits awning frame poles from 22mm to 25mm.

Frame Mate Awning Tensioner

LWACC52 5026637 627910



Features: The awning rails are used so that you can attach an awning to your caravan, motorhome or camper. Simply secure the 3 x 1.2m aluminium lengths using the strong self adhesive backing and then screw into place with the 36 self tapping screws supplied.

Alloy Awning Rail

LWACC167 5026637 643163



Features: The Peg Mate is an extendable peg puller tool enabling easy removal of pegs without bending or kneeling when extracting firmly stuck pegs. For use with tents and awnings, the Peg Mate peg remover extends telescopically. The large hand grip makes pulling up even the most stubborn of pegs easy.

Peg Mate

LWACC53 5026637 627927



PACK OF 4

Features: Manufactured from lightweight durable composite EVA material, Eco friendly, allowing the grass to breathe. Each pack contains 4 tiles and 8 edging strips.

1 Tile - 60cm x 60cm

Standard Black EVA Flooring

LWACC241 5026637 652998

Anthracite-Grey Supreme Awning Carpet



Features: A great ground covering for any caravan awning, motorhome or annexe. Ideal for the caravanner, camper, and picnics. Durable woven plastic with sewn tailored edges. Breathable and Eco-Friendly. Low maintenance and easy to clean.

- 2.5m X 2.5m LWAG2525** 5026637 650482
- 2.5m X 3.0m LWAG2530** 5026637 650499
- 2.5m X 3.5m LWAG2535** 5026637 650505
- 2.5m X 4.0m LWAG2540** 5026637 650710
- 2.5m X 4.5m LWAG2545** 5026637 650512
- 2.5m X 5.0m LWAG2550** 5026637 650529
- 2.5m X 5.5m LWAG2555** 5026637 650536
- 2.5m X 6.0m LWAG2560** 5026637 650543
- 2.5m X 6.5m LWAG2565** 5026637 650550
- 2.5m X 7.0m LWAG2570** 5026637 650567



Alloy Directors Chair BLACK

LW646 5026637 671890

Features: Lightweight. Folds away for easy storage. Handy fold out table for drinks, food etc.



Alloy Directors Chair GREY

LW647 5026637 671913

Features: Lightweight. Folds away for easy storage. Handy fold out table for drinks, food etc.



Clip-On Universal Drink Holder PDQ OF 12

LWACC361 5026637 654558

Features: Handy clip on armrest drinks holder with additional storage.



Walking Stick Seat GREEN

LW7 5026637 627880

Features: Walking stick folding stool/chair - Lightweight aluminium frame. Foam padded handles for extra comfort. Supports max weight of 100kg. Large (15cm x 32cm) seat area. Seat height when open: 55cm. Handle height when folded: 87cm.

Dreamcatcher Folding Chair



Dreamcatcher Folding Chair BLACK

LWACC533 5026637661808

Black Dreamcatcher Chair. Features a wide seat and reclining function. Folds away for easy storage.
Stored dimensions - H 97cm x W 66cm x D 14cm



Dreamcatcher Folding Chair SAND/GREY

LW626 5026637 668869

Sand/Grey Dreamcatcher Chair. Features a wide seat and reclining function. Folds away for easy storage.
Stored dimensions - H 97cm x W 66cm x D 14cm



Water & Sanitation

At home we often take clean drinking water for granted; turn on a tap and you effectively have an endless supply. When camping and caravanning it's not quite as simple. Leisurewize offer a range of products that strive to meet all of your customers water and sanitation needs. Many of these products are proudly designed and manufactured in the UK.



Superflat Water Hose 15m

SWCR13 5026637 650888

Features: Super flat garden hose perfect for easy storage. Dispers all remaining water when recoiled.



Aquastretch Hose 15.25 Metres

SWCR24 5026637 664175

Features: Aquastretch Excel Expandable Hose Pipe. 15 metres of innovative expandable hose. Comes with holder for compact storage.

AQUASTRETCH™
 THE NEXT GENERATION HOSE

AQUASTRETCH™
 THE NEXT GENERATION HOSE



15.25m Aquastretch Expandable Hose

SWCR27 5026637 668753

Features: Innovative expanding hose pipe. Ideal for car washing, gardening or cleaning windows and patios. Expands from 16ft to 50ft

30.50m Aquastretch Expandable Hose

SWCR28 5026637 668777

Features: Innovative expanding hose pipe. Ideal for car washing, gardening or cleaning windows and patios. Expands from 33ft to 100ft



Wastehog Waste Carrier

LWACC49 5026637 627569

Features: The Waste hog is a strong and durable container made from recycled material for the collection and transportation of waste water from a caravan or motorhome. This waste carrier incorporates an ergonomically designed handle for enhanced grip. With a 45 litre capacity, this is one of the largest carriers on the market. The Waste Hog features a fold-down carrying shelf allowing the container to also be used as a trolley for a toilet waste tank, full bin liners etc, Large wheels for easy rolling, Separate inlet/outlet caps for easy use, Carrying platform, sleek ergonomic design.

Height: 95cm, Width: 36cm, Depth: 24cm





40 Litre Waterhog

LWACC501 5026637 661181



Features: With a large capacity of 40 litres, the Leisurewise water carrier proves to be of great advantage for your camping or caravanning trips. It has an easy-grip handle and heavy duty tyres that make it easy to move around. Made with food-grade polyethylene, this water carrier prevents the chance of contamination.



51 Litre Waterhog

LWACC48 5026637 627552



Features: The 51 Litre Water Hog is the largest fresh water carrier available. It has an easy-grip handle and heavy duty tyres that make it easy to move around. Manufactured from food grade polyethylene, it has apertures on the top and side so you can use either to fill it up. The top aperture will accommodate the largest of submersible pumps.



Wastehog / Waterhog(40Litre) Twin Pack

LW637 5026637 670022

Waterhog Dust Cover

LWACC535 5026637 662669

Features: Prevent bugs and dirt from entering your drinking water supply when using a water container with a submersible pump. This flexible cap stretches over the filler neck and around the pipe from the water pump, sealing the gap and allowing the hose to pass through.



Spare Wastehog Cap

LWACC289 5026637 648977



Spare Waterhog Cap

LWACC288 5026637 648960



Std Wastehog/Wastemaster Bag

WMB 5026637 616761

Features: Wastemaster /Wastehog Bag Std - Standard Wastemaster Bag. PU coated nylon. Water resistant. Tear resistant. Ideal for camping.



Std Waterhog/Aquaroll Bag

ARB 5026637 616747

Features: Fits 40 & 51 Litre Waterhog/Aquaroll. Coated Nylon. Water resistant. Tear resistant. Ideal for camping.



Mini Dehumidifier

LW573 5026637 665424

Features: A sleekly designed mini dehumidifier which is ideal for efficiently removing excess moisture around the home, in caravans or in motorhomes.



23 Litre Waste Water Jerry Can

LWACC475 5026637 657658



Features: Robust construction, easy to pour twin handles, designed to stack.




23 Litre Fresh Water Jerry Can

LWACC473 5026637 657634



Features: Robust construction, easy to pour twin handles, designed to stack.



Dehumidifier-Rechargeable

SWTT111 5026637 617584

Features: Rechargeable caravan dehumidifier set to keep your caravan or motorhome free from moisture build up. Suitable for sustained use for 3 to 4 months before any need for recharging.



Moisture Master

LWACC487 5026637 659447

Features: Safeguard your car/caravan against condensation, damp and mould by using this slimline Moisture Trap, holding up to a litre of water. Simply unplug the pouring spout to drain the stored liquid without lifting the lid, 500g of highly effective crystals which absorb moisture and remain active for up to 3 months. Refill crystals are widely available to buy (see below).

25cm x 9cm x 11cm



Moisture Master Refill (500g)

LWACC488 5026637 659454



Universal Mains Water Adaptor

LWACC168 5026637 650680

Features: Universal mains water adaptor Kit. Suitable for use with Water Hog both 51Ltr and 40Ltr, Aqua Roll, Aqua Caddy, Aquarius, Roly Poly and water carriers.

Contains: float valve assembly, 7.5m food grade hose 2 x metric tap connectors, hose, extension Adaptor



15 Litre Folding Water Carrier

LWACC50 5026637 627705

Features: 15 litre water carrier. Folds flat for easy storage when not in use, comes with on/off tap.



Rechargeable Portable Shower

LW627 5026637 668906

Features: Portable shower system for outdoor use. Comes with shower heads and flushing nozzles. Put the shower pump into a container/body of water to open the switch. The flow of shower head is approximately 2 litres per minute.



12V Portable Shower

SWSHO 5026637 627972

Features: Portable shower system for outdoor use. For use with a 12V vehicle power socket or any portable 12V power source. Powerful water flow with adjustable pressure knob. Durable, lightweight & portable. 5m power cable & 2m shower hose. Electric pump with on/off switch. Supplied with suction cup or hook for hanging, shower head bracket & handy waterproof storage bag.



Portable Flushing Toilet

LW536 5026637665158

Features: Detachable 10Ltr waste tank with large water tank for up to 50 flushes. Double seal valve to protect against leaks and odours. Ideal for camping, campervans, boats or home emergencies.



Need A Loo Excel

LW537 5026637664724

Features: Portable toilet, made from durable & easy to clean polyethylene.



Need A Loo PDQ OF 8

LWACC310 5026637 653599

Features: Portable bucket style toilet complete with a snap on traditional style seat. It has a 20 litre capacity convenient carrying handle with contoured grip suitable for a variety of outdoor activities such as camping, fishing and music festivals. 32cm (Diameter) - (37cm Height) Manufactured from robust composite materials.



Pop Up Toilet Tent

LW538 5026637 664236

Features: Pop up toilet tent with 2 way zip, door can be rolled open and tied. Includes net storage pocket, supplied with 4 ground pegs.

D 120cm x W 120cm x H 190cm



Electrical Accessories



Mobile Mains Unit with 3 Sockets
LWACC486 5026637 659133



Mobile Mains Unit with 4 Sockets
LW571 5026637 665349



Mobile Mains Unit with 4 Sockets
LWACC429 5026637 657245



Neon Orange Cable Tidy 25m

LW622 5026637 666971



Cable Reel 25m (cable not included)

LWACC38 5026637 627033



Cable Tidy 25m

LWACC3 5026637 624926



230v 10m Extension Cable

SWTT47 5026637 613777



230v 25m Extension Cable

SWTT48 5026637 613784



Cable Storage Bag for 25m Site Extension Leads (cable not included)

LW574 5026637666117



230v UK Hook Up / Socket

SWTT42 5026637625169



230v UK Hook Up Adaptor

SWTT43 5026637-613739



230v Euro Hook Up Adaptor

SWTT44 5026637613753



Cooking

At Leisurewize we know how important it is for consumers to have access to a kitchen in which they feel they can prepare meals easily whilst away in their caravan, motorhome or whilst camping. With our large range of cooking utensils and appliances we endeavour to provide this. With Leisurewize, cooking for the family whilst away from home couldn't be easier.



Small Collapsible Pan
LW548 5026637 664250



Medium Collapsible Pan
LW549 5026637 664267



Large Collapsible Pan
LW550 5026637 664274

Collapsible pans feature: Silicon collapsible section, stainless steel rim and base, glass lid with anti-slip edge with cool touch handles, suitable for electric and gas hobs. Dishwasher safe.



Collapsible Drainer

LW551 5026637 664281



Collapsible Washing Up Bowl

LW557 5026637 664342



Collapsible Sink Colander

LW552 5026637 664298



Three-Piece Collapsible Bowl Set

LW553 5026637 664304



Collapsible Bucket

LW559 5026637 664366



Collapsible 1.2L Kettle

LW556 5026637 664335



7 Piece Cookware Pan Set

LWACC170 5026637 648076

Includes: 4 saucepans & 3 lids

700W



Microwave

LWACC426 5026637 658150

Features: This 700W Microwave can be used for many cooking tasks, whether you are caravanning, camping, at work, home or in university accommodation.
Product Dimensions: 38cm x 49cm x 29cm

1000W



Low Wattage Electric Oven 12L

LW609 5026637668098

Features: Although it's compact and has a great space-saving design, our low wattage electric oven doesn't compromise on cooking power with an adjustable thermostat up to 240°C and a surprisingly large capacity of 12Ltrs. Runs at 1000W so ensures you don't have to worry about overloading the power hook-up consumer unit on your caravan park. The oven boasts three functions - grill, roast and bake. Also features stainless steel heating elements & auto shut-off with bell ring at the end of timer.
Packaged Dimensions: H 26cm x W 43cm x D 32cm

1300W



Porta Cook Plus Butane Cooker

LW603 5026637668234

Features: Lightweight and portable 30-litre oven. Perfect for camping/caravanning. This oven use a clip-in Butane gas cartridge and works for 170 minutes with a standard 220g cartridge. Featuring a thermostatic control and 60-minute timer setting with automatic shutdown. Built in pressure safety device, flame failure device (FFD) and heat gauge for extra safety.
Packaged Dimensions: 41.5cm x 52cm x 39.5cm



Yoga Grill

LW602 5026637668135

Features: BBQ food for up to 6 people easily with the Yoga Grill by Leisurewize. Perfect for use when camping, caravanning, or dining al fresco during warm months. Intelligent air supply and oxygen system, allows you to control heat easily and safely. Featuring a detachable fan box for easy cleaning.
310mm (approx) cast iron rack
Packaged Dimensions: 345mm x 345mm x 240mm

1150W



Combination Toaster/Oven/Coffee Machine

LWACC428 5026637 657238

Features: 1150W - 500W Oven, 300W Grill, 650W Coffee Maker. Simple to use controls with 15 minute timer. Includes baking tray, removable non-stick hot plate and glass coffee pot. Removable grill pan, simple dial controls, LED power indicator and LED On/Off switch. The low wattage ensures that you do not have to worry about overloading the power hook-up consumer unit on your caravan park or campsite. Product Dimensions: H 24cm x L 39.5cm x W 20cm

900W



Multi Function Electric Cooker / Skillet

LW610 5026637 667282

Features: This low-wattage skillet provides flexible cooking ability without the need for a hob or hot plate! Ideal for use when camping or caravanning.

1300W



Low Wattage Air Fryer

LW611 5026637 668104

Features: This 900W lightweight, compact Air Fryer runs off the sort of low wattage supplies commonly found in caravan and camping sites. Healthier than a traditional deep fat fryer, it's big enough to cook food for 2 people (1.5Ltr capacity) and safety features include a 30 minute timer, temperature control (80-200°C) and over heat protection. The detachable oil tank and non-stick food basket are easy to clean.

1000W



Induction Cooker with Low Wattage Setting.

LW613 5026637 668159

Features: This low wattage induction hob is perfect for cooking in caravans & motorhomes. 9 power settings. Heat is transferred directly to the pan, making it quick to cool and easy to clean. Adjustable and instant temperature range (60-270°C) gives you a great level of control. Scratch-resistant crystal glass hob with digital display touch sensor. Timer up to 3 hours. Packaged Dimensions: 390mm x 310mm x 70mm



5300W



Acclaim Portable Cooking Range

LWACC432 5026637 657269

Features: Durable stainless steel construction with carrying handles. Simple dial operation with variable flame/heat levels. Built-in thermometer for perfect cooking every time. Connects to most Calor Gas bottles. Built-in windshield, folds to protect the hob. Large double shelf oven with tempered glass window. For OUTDOOR USE ONLY.



750W



Hot Plate

LWACC420 5026637 657184

Features: 750W output. 155 mm diameter cast iron cooking ring. 5 tailored temperature options, Non-slip rubberised feet create a stable cooking surface.

1000W



Twin Hot Plate

LW540 5026637 663840

Features: Non slip feet. LED power indicator. Hardwearing hot plates. Thermostatic control. 1000W low wattage means that you do not have to worry about overloading the power hook-up consumer unit on your caravan park or campsite



Car Kettle

SWK1 5026637 606038

Features: 12V In-Car Travel Kettle. Ideal for long journeys. This 12V Kettle heats up to 4 cups. Includes Cigarette Lighter Plug, 2 Cups, Fork, Spoon and Strainer. Ideal for making warm drinks at the road side or whilst camping, Powered by any 12V power source.



Large Capacity Kettle 12V & 24V

SWK2 5026637 627965 (12V)
SWK3 5026637 628023 (24V)

Features: 12V/24V 1 Litre Travel Kettle, Ideal for use when camping, caravanning and in cars, vans, trucks and boats, Perfect for day trips.



Water Heater Element (12V)

SWHE 5026637 613227

Features: Excellent item for car use. It fits the cigarette lighter unit plug or any other 12V power source and rapidly heats your hot drink whilst on the move.

Melamine Dinner Sets

Melamine crockery is a hardwearing, lightweight and extremely durable alternative to traditional crockery. It makes the perfect material for dinnerware in your caravan, motorhome or whilst camping, dishwasher friendly and heat resistant.

All of our melamine dinner sets are made up of 16 items; 4 Mugs, 4 Bowls, 4 Dinner Plates and 4 Side Plates.



16 Pce Melamine Set Abstract

LWACC235 5026637 651175



16 Pce Melamine Set Stripe

LWACC237 5026637 651199



16 Pce Melamine Set Stone

LWACC239 5026637 651212



16 Pce Melamine Set De Stijl

LWACC379 5026637 656927



16 Pce Melamine Set Honeycomb

LWACC380 5026637 656934



Toilet Roll Holder - Suction

LWACC524 5026637 661594



Storage Box - Suction

LWACC526 5026637 661631



Cup with Suction Hook

LWACC528 5026637 661679



Oval Bucket - Suction

LWACC527 5026637 661655



Soap Holder - Suction

LWACC530 5026637 661716




Basket with Suction Hooks

LWACC531 5026637 661730



2 Pce Suction Hooks

LWACC529 5026637 661693



Towel Holder Suction

LWACC532 5026637 661754



Toothbrush Holder

LWACC525 5026637 661617

- These items feature extra strong suction mounts which are ideal for caravan & motorhome bathrooms.
- For use on smooth and non-breathable surfaces, such as stainless steel, glass, acrylic, ceramic etc.
- Simple to fit to any smooth surface. No need for nails/screws.



700 Watt Oil Filled Radiator

LWACC377 5026637 656057

Features: 700W Oil Filled Radiator with variable temp control. Low wattage so ideal for campsites.

H 360mm x W 310mm x D 130mm 3.96KG



Ceramic Gas Heater

LW606 5026637 668258

Features: Compact & lightweight (2.38kg). 1.3KW output. Piezo ignition. Handy swivel function gives the option to direct heat exactly where you want it. For OUTDOOR USE ONLY

W 195mm x H 265mm x D 285mm



Mobile Gas Cabinet Heater BLACK

LW639 5026637 670091

Features: The Leisurewize cabinet heater is a mobile gas heater, capable of heating rooms up to 60 cubic metres. With 4 castors, the mobile heater can move with you, room to room. Available in black or red.



Mobile Gas Cabinet Heater RED

LW638 5026637 670084



Eco Washer

LW569 5026637 665240

Features: The Leisurewize eco manual washing machine is a handy and portable washing machine, ideal for use in caravans, motorhomes, campervans and boats. It has a smooth hand crank operation. 4/5Ltr washing capacity and can spin both ways for a deep clean, rinse and spin.



Portawash Plus Twin Tub Washing Machine

LWACC421 5026637 657191

Features: Compact and lightweight design makes this washing machine ideal when space is limited. Suitable for caravans, motorhomes, boats and small accommodation. Easy to transport and simple to use, put in your clothes, fill with water, then set the timer and start washing. Features a drainage tube which allows you to easily drain dirty water.



Portawash Twin Tub Washing Machine

LWACC169 5026637 647352

Features: Portable Twin Tub Washing Machine, will handle a clothing weight capacity of 3.5kg and is capable of spinning up to 2.5kg. Ideal for caravans, motorhomes, boats and other small accommodation.



Collapsible Washing Machine

LW663 5026637 672316

Features: Collapsible washing machine perfect for portability and storage. 400rpm spin speed and approx 15ltr capacity.

Size: 380mm x 380mm x 445mm

Collapsed size: 380mm x 380mm x 250mm



12V USB Adaptor with Type C

SWPS9 5026637 621079



12V Double USB Adaptor

SWPS1 5026637 613050



Twin Socket and Twin USB Charger

SWUSB4 5026637 628238



12V 9FT Coiled Lead Adapter

SWCA 5026637 607967



12V Hair Dryer

SWHD 5026637 628818

Features: 12V Hair Dryer with compact design and folding handle. Also features a 1.2 metre cable, 2 speed settings and overheat protection. Ideal for use on the go, whilst camping or at festivals.



12V Heated Hair Straighteners

SWHS 5026637 618666

Features: In-car 12V Hair Straighteners. Heat to 193°C. Works with any 12V power source. Ready to use (hot) in a few minutes. Ideal for use in cars, caravans, motorhomes, also when camping or at festivals.



12V USB Adaptor with Type C

SWUSB15 5026637 663987



12V USB Adaptor

SWUSB 5026637 615764



12V Double USB Adaptor

SWUSB2 5026637 621086



Triple USB Car Charger

SWUSB12 5026637 660337



12V Quadruple Car Charger

SWUSB14 5026637 662591



3in1 USB Charger 2 USB & 12V

SWUSB17 5026637 665288



Car Charger iPhone 6 & Micro USB Head

SWUSB13 5026637 660351



Retractable Multi Charger Kit

SWUSB9 5026637 629068



Car Charger for Tablet/Smartphone

SWUSB8 5026637628856



12V Auxiliary Socket with Crocodile Clips

SWALS 5026637 607905



Twin Socket Adaptor

SWTSA 5026637 607950



12V Illuminated Cigarette Lighter Kit

SWCL1 5026637 612664

Gadget Holders

Our selection of gadget holders offer a variety of solutions for holding and displaying your phone or Sat Nav whilst driving.

Choose from, dashboard, vent or window mounted gadget holders to suit your preference.



Adjustable Phone Holder

SWGH 5026637 618840

Features: This suction holder with flexible arm is perfect for holding your phone steady, even over rough terrain. Fits units between 40mm and 110mm width. Shock-absorbing sponges help protect the gadget.



Universal Suction Mount Gadget Holder

SWGH14 5026637 652905

Features: Protective arms with anti-slip silicon grip pads. Strong suction cup fit. Suitable for most dashboards, windows and desktops. 360 degree rotation.



Universal Adjustable Phone Holder

SWGH3 5026637 623066

Features: Suitable for Phones, MP3 Players and Sat Nav units between 42mm and 62mm. Unique shock-absorbing sponges help protect the gadget in the holder. Can be mounted to windscreen, dash or air vents. Uses a locking mechanism to ensure stability at both the suction end and the gadget end. Gadget holder head may be rotated through 360 degrees. The top of the unit may be adjusted to any angle using ball joint for precise positioning.



Adjustable Twin Mobile Phone & Sat Nav Holder

SWGH2 5026637 619243

Features: Fits most mobile phones and satellite navigation systems. Flexible arms for easy positioning. Ideal dual purpose gadget holder.



Easy One Touch Phone Holder

SWGH10 5026637 629686

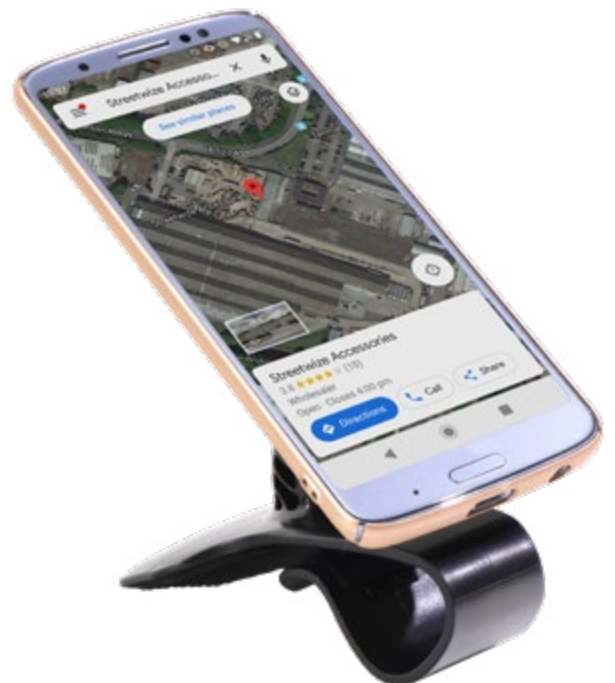
Features: Gadget holder with snap shut button for quick and easy securing of most mobiles, smartphones. Secures devices from 52mm - 80mm width. Super strong suction cup fit, suitable for most dashboards, windows and desktops.



Universal Dash or Air Vent Gadget Holder

SWGH6 5026637 625374

Features: Unique shock-absorbing sponges help protect your phone in the holder. Can be fitted onto the vehicles vents, dashboard or windscreen. 360 degree rotation. Suitable For: Mobile Phones, Smart Phones, MP3 players and Sat Nav Units etc. between 42mm & 85mm width.



Magnetic Phone Holder

SWGH21 5026637 665653

Features: Vent fit clip mount gadget holder. Strong magnet to grip even the largest mobile phones. Thin adhesive plate attaches to the back of mobile phone and sticks strongly to the magnet. Suitable ONLY for vehicles with horizontal air vents. Flexible 360° rotating ball joint.



Qi Enabled Phone Charging Holder with Window or Dash Suction Mount

SWG19 5026637 664984

Features: Micro USB charging socket, 360° window or dash fit holder.
Fits devices between 60mm & 84mm
Output Current: 5V-2Amp (max)



Qi Enabled 360 Wireless Phone Charger with Dash/Air Vent Mount

SWG20 5026637 664991

Features: Micro USB charging socket, 360° window or dash fit holder
Fits devices between 60mm & 84mm.
Output Current: 5V-2Amp (max)



Vehicle Tyre Pressure Monitoring System

LW612 5026637 668883

Features: A dual powered tyre pressure monitoring system, for use on vehicles with up to 4 wheels such as; cars, vans, SUV's, 4x4's, caravans and motorhomes. Helping to improve fuel efficiency and prolong tyre life.

Bluetooth Connection – The 4 sensors simply screw onto the vehicles valve caps & connect wirelessly to the unit within seconds.

Dual Powered – Solar & USB charging options mean low running costs and ensure the system is available day and night.

Multi-Functional LCD Display – Stay safe whilst driving with the large solar or USB powered LCD display, giving real time info on temperature and tyre pressure.

PSI OR Bar pressure display

Max. signal reach: 30 metres

6 alarm modes with large display



**Winner of the Auto Express®
 Recommended Best Buy Award 2019**

GPS Satellite Vehicle Tracker

SWTRACK1 5026637 630071

A fantastic security device for caravans, vehicles and personal use. Great for tracking business or personal vehicles. Find lost or stolen vehicles and keep an eye on where vehicles are located at any time. Operate the tracker using either SMS or with the 'TKStar GPS' Application (available on IOS & Android.)

- Subscription free and very simple to set up and use
- Send a text message to the tracker and it will send back a map of the location- accurate to 10 metres
- Tracker fits to car battery for permanent power or charge the unit at home using included charger
- Additional features include a smart phone app which allows for live, online tracking, watching the vehicle move live on the screen
- Geo fencing sends a message when tracker leaves a pre-defined area
- Sim Card NOT Included

Dash Cams

In recent years dash cams have become an important means of protection and peace of mind for motorists, providing video and GPS* evidence that can help your case, if your car is involved in an accident.

We offer a range of quality dash cams to meet your customers' needs all of which are straightforward to install and easy to operate.

*Selected models only




A G sensor in a dash cam monitors the acceleration/ G Force and in the instance of a sudden change in direction (often caused by a collision) will write protect the footage so it can't be recorded over. When parked the G sensor will activate the camera should there be a bump to the car.



Accurate GPS tracking records the route taken for later download and other data including, time, date and speed.



Infrared LED's emits light in the infrared range of the electromagnetic radiation spectrum. Dash cams fitted with these lights are able to record clear footage in darkness.



Simple USB connection for charging dash cam and downloading footage.

PLEASE NOTE: Not all models have every feature. See individual product description for more info.



HD Dash Cam with 3" Monitor

SWREC9 5026637 664809

Features: High Quality Dash Cam with G-Shock & Parking Mode Features. Includes infrared night vision with motion sensing activation. Large 3" screen, adjustable mounting bracket, simple USB 2.0 connection. G Force SHOCK sensor (keeps recording on impact) this takes an image and locks it so it can't be recorded over should there be an impact or bang due to a crash. Parking sensor which activates the camera should there be a bump to the car even when it's parked.



Rearview Mirror Dash Cam HD

Features: 7" HD 1080p rearview mirror dashcam that fits over the existing vehicle mirror. 3.5" built-in display screen with real-time information. Provides high-quality video evidence in case of accident/incident disputes. Records up to 16 hours of video on SD card (not included).



HD In-car Digital Dash Cam

SWREC3 5026637 652967

Features: Provides high quality video evidence in case of accident/incident disputes. Infrared night vision motion sensing activation feature with auto focus and built in microphone and continuous loop recording on SD card (not included). Ideal for long journeys, recording up to 16 hours on a 32GB SD card (not included) . USB 2.0 PC and HDMI connection, 2.2" LCD screen with real time on-screen information. G Force SHOCK sensor (keeps recording on impact) this takes an image and locks it so it can't be recorded over should there be an impact or bang due to a crash. Parking sensor which activates the camera should there be a bump to the car even when it's parked.



2.5" Screen Compact in-car Dash Cam

SWREC1 5026637 629273

Features: HD dash cam recorder provides high quality video evidence in case of accident/incident disputes. It has an Infrared night vision feature with motion sensing activation and continuous loop recording on SD card (not included). Ideal for long journeys, recording up to 16 hours on a 32GB SD card. It uses a simple USB 2.0 PC connection and has a 2.5" LCD screen.



Double Camera Digital Dash Cam

SWREC5 5026637 655302

Features: GPS tracking. Front and internal cameras which record quality video, GPS tracking and G sensor evidence in case of accident/incident disputes. Pivoting wide angle lens for the best view of the road and surroundings. Accurate GPS tracking records the route taken for later download and other data including, time, date and speed. Includes 12V socket charger, windscreen mount and user manual. Loop recording with a large SD memory card (not included) Ideal for cars, trucks, vans etc.



Full HD Dash Cam with 3" Monitor

SWREC8 5026637 660412

Features: HD Recording Accident Camera, large 3" Screen. The Dash Cam is supplied with secure suction window mount, and 12v power cable to easily install in any vehicle. The Large 3.2" Screen makes viewing easy, and clear. The Streetwize SWREC8 also has built in 'Parking Mode' which allows the camera to detect and record any incidents, even when the vehicle is parked up - this is brilliant for use in disputes on or off the road. the G Sensor also detects movements.



Suck It & See Towing Mirror

LWACC35 5026637 627002 (Flat)

LWACC36 5026637 627019 (Convex)


Features: The Suck it and See (mirror combines convenience with safety. Durable and aerodynamic design to stay stable and ensure low vibration. Comes complete with a safety cord for peace of mind. Tested on a motorcycle for vibration. Conforms to E11 Regulations. Available with both flat and convex mirrors.



Deluxe Suck It & See Towing Mirror

LWACC165 5026637 643149 (Flat)

LWACC166 5026637 643156 (Convex)



Suck It & See Towing Mirror Pair (1 x Flat, 1 x Convex)

LWACC299 5026637 652721



Clip on Split Lens Towing Mirror

SWTT83 5026637 614132

Features: Clip on towing mirror for use when towing trailers and caravans etc. Fits most cars and vans and can be used on left or right wing mirror. Clipping onto existing vehicle wing mirror without obstructing the view, can be rotated 90°.



Clip on Split Lens Towing Mirror

SWTT123 5026637 627071

Features: Fits most standard car mirrors with rubber straps that tighten around the mirror Quick and easy to fit.



Large Towing Mirror with Reflector

RIGHT HAND SIDE ONLY

SWTT126 5026637 663802

Features: Fits to most standard mirrors in seconds Using strong synthetic fastenings E Marked.



Extending Towing Mirrors

SWTT84 5026637 614149

Features: Pair of extending E marked towing mirrors. Clips on quickly and easily. Adjustable angle. Bolts to almost all vehicles existing mirror. Mounting bracket can stay attached for future use. Heavy adjustable bracket.



Neon Orange Rock Steady Towing Mirrors

LW616 5026637 666933

Features: The Neon Orange Rock Steady Mirrors are the latest addition to our towing mirror range. The bright colour gives greater visibility, These easy to fit universal towing mirrors are aerodynamic and durable, they fit nearside or offside existing car mirrors and come complete with storage bag, These mirrors conform to new E11 regulations. These towing mirrors will fit virtually any vehicle including 4x4s and Commercial, contains box of 2 mirrors, 1 Convex and 1 Flat.



Rock Steady Towing Mirrors

LWACC34 5026637 626999

Features: The Rock Steady Mirror are an easy to fit universal towing mirrors, they are aerodynamic and durable, they fit nearside or offside existing car mirrors and come complete with storage bag, these mirrors conform to new E11 regulations. These towing mirrors will fit virtually any vehicle including 4x4s and Commercial, contains box of 2 mirrors, 1 Convex and 1 Flat.



Universal Coupling Hitch Lock

SWTT114 5026637 618451


Features: Universal fit coupling hitch lock, ideal for use on caravans and trailers to prevent theft and keep vehicles secure.



Insertable Coupling Hitch Lock

SWTT122 5026637 621598

Features: Tow ball lock with zinc alloy casing. Fixes into coupling head to prevent unauthorised use. Suits most types of coupling. Easy to install. Supplied with 2 nickel-plated brass keys and 6mm hex adjustment key.



Red Colour Plated Coupling Lock

SWTT102 5026637616280

Features: 110mm x 110mm plated coupling lock offers a universal fit with an extremely heavy duty structure, it is ideal for most towing coupling applications for caravans and trailers.



Guardian Hitch Lock

SWTT125 5026637 626906

Features: Heavy duty Guardian Trailer Tow Hitch Security Lock. High visibility deterrent. Recessed lock guard for added security. NOT suitable for Alko or Winterhoff stabilising or modified hitches.



50mm Easy Fit Coupling Lock

SWTT28 5026637662515

Features: Coupling lock is suitable for most steel tow hitches, it features an advanced locking mechanism for improved security.



Breakaway Cable - Carded

SWTT25 5026637 613548

Features: Cable attaches to your car tow bar and to the handbrake on the trailer in case the trailer breaks free.



Features: Converts your 13pin socket on you car to the 7pin on your trailer.

Extension Lead Converter 13/7 pin

LW653 5026637671791



Features: Converts your 7pin socket on you car to the 13pin on your trailer.

Extension Lead Converter 7/13 pin

LW654 5026637671814



Features: Converts your 13pin socket on you car to the 7pin on your trailer.

13/7 pin Adaptor

LW629 5026637 669392



Features: Converts your 7pin socket on you car to the 13pin on your trailer.

7/13 pin Adaptor

LW652 5026637 669392



Features: The Leisurewise spring assisters have been designed to stiffen and raise suspension by approximately 38mm. To measure the size - jack the vehicle up to take weight off the springs then measure the gap between two parts of the spring.



Spring Assisters

- LWACC40** 5026637 627125 **P03 (18-25mm)**
- LWACC41** 5026637 627132 **P04 (26-38mm)**
- LWACC42** 5026637 627149 **P05 (39-51mm)**
- LWACC43** 5026637 627156 **P06 (52-65mm)**



Features: A simple but effective design to ensure your towball is kept clean and protected when not in use. Made from durable plastic.

Tow Ball Cover

LWACC492 5026637 659492



Features: Heavy duty battery terminal clamps for leisure battery which accept 10mm cables clamped with two screws.

Pair Battery Terminals

SWBAT29 5026637 626180



Features: Quick release clamps that are designed for use with standard leisure and vehicle batteries.

Snap On Leisure Battery Terminal Connectors

SWTT108 5026637 616730



3ft Trailer Board with 3m Cable

SWTT100 5026637 616266



4ft Trailer Board with 4m Cable

SWTT19 5026637 613487



4ft Trailer Board with 5m Cable

SWTT20 5026637 613494



4ft 6" Trailer Board with 6m Cable

SWTT21 5026637 613500



Magnetic Trailer Lighting Set

SWTT22 5026637 613517



Hitch Cover Grey

SWHC1 5026637 614774

**48mm Jockey
Wheel & Clamp**

SWTT27

5026637 613562



Features: Suitable for most trailers up to 6x4 in size, boat trailers etc



Trailer Hitch 50mm

SWTT49 5026637 613791

Features: Heavy Duty 750KG pressed steel tow hitch suitable for 50mm ball



Warning Triangle - E Approved

SWWT400 5026637 605888

Features: A highly reflective CE approved warning triangle which will warn other drivers of potential hazards in an accident or breakdown situation comes with protective plastic container.



Hi Viz Vest Yellow (Adult)

RJY 5026637 608124

Features: Conforms to EU standard, EN 471 (class 2), Velcro fastening, Universal fit (max fitting 44" to 46" chest) Compulsory in some EU countries.



First Aid Kit

FAK1 5026637 607004

Features: First Aid Kit An essential item for your car, caravan, home or holiday.

Includes: 20pcs assorted plasters (72x19mm-10pcs / 56x19mm-5pcs / 40x10mm-5pcs), 6pcs safety pins, 1 pair vinyl gloves, 3pcs cleaning wipes, 2pcs non adherent pad (5x5cm & 7.5x7.5cm), 1pc non-woven triangular bandage (90x90x127cm), 1pc easy grip scissors, 1pc micro-pore tape (1.25cm x 3m), 1pc medium aid dressing (12x12cm), 1pc gauze swabs (5x5cm), 1pc plastic tweezers.



Deluxe First Aid Kit with Mounting Bracket

FAK2 5026637 621352

Features: Deluxe first aid kit with a mounting bracket.

Includes: Piccolo dispenser, 20 x W/P plasters, 1 x Medium Dressing, 1 x Non Adherent 5x5 dressing, 1 x Triangular bandage, 1 x burn gel, 12 x Safety pins, 1 x Guidance card, 2 pairs of gloves, 2 x Lint pads, 4 x Saline wipes.



First Aid Kit in Soft Bag

FAK4 02663767 2415

Features: First aid kit in soft bag with zips

Includes: Adhesive tape 5m x 2.5cm, 14 part plaster set, assorted bandages, sterile wound compress, sterile wet wipes, scissors, foil blanket, first aid kit manual.



3 in 1 Safety Kit

FAK5 5026637 672422

Features: First aid kit in soft bag with zips

Includes: Adhesive tape 5m x 2.5cm, assorted plasters, assorted bandages, sterile wound compress, sterile wet wipes, scissors, foil blanket, first aid kit manual, reflective vest, warning triangle.



Neon Orange Pro Paw +

LW617 5026637 666957

PACK OF 4

Features: High visibility caravan feet designed to distribute the load over a wider surface area, preventing caravan legs from sinking in soft ground. Boasting a high quality construction, easier than ever installation, compatibility with most stackers on the market. This product makes for the must-have caravan accessory.



Pro-Paw+

LWACC497 5026637 659546

PACK OF 4

Features: Provide a stable base for caravan corner steadies. They assist in preventing sinking in particularly soft ground. Permanent attachments. Quick & simple to attach, no tools required and stable design. Strong polypropylene construction complete with steel securing pins.



Konekt-a-Pad

LWACC5 5026637 624940

PACK OF 4

Features: Set of 4 universal attachable caravan feet. Quick and simple to attach, no tools required. Strong polypropylene construction.



Stack-a-Set

LWACC6 5026637 624957

PACK OF 4

Features: The Stack-A-Set provides a stable base for your corner steady feet. It is of a composite material and a robust design. The set of four can extend the reach of your corner steady of a range of 40mm - 150mm



30cm Corner Steady Winder

LWACC27 5026637 626562

Features: This 30cm corner steady extension socket is a 19mm socket forged onto a hexagonal bar which enables even the stiffest of corner steadies to be wound up. Compatible with most cordless drills.



50cm Corner Steady Winder

LWACC28 5026637 626579


Features: This 50cm corner steady extension socket is a 19mm socket forged onto a hexagonal bar which enables even the stiffest of corner steadies to be wound up. Compatible with most cordless drills.



Features: Easy to assemble, Easy to store, Foldable, Durable

Foldable Wheel Chocks with Spikes

LW570 5026637 665264



Features: Made of high impact plastic to provide strength safety and stability for your parked car, trailer or caravan.

Wheel Chocks

LW667 5026637 670640



Features: An ideal solution for levelling your caravan/motorhome. Strong Polypropylene construction. Unique anti sink surface. Includes wheel chock.

Chock Master Full Set

LWACC33 5026637 626982



PDQ OF 12

Features: Made of high impact plastic these chocks provide superior strength, safety and stability to your parked caravan, trailer or boat trailer.

Wheel Chock (Box of 12)

LWACC72 5026637 629655



Features: The Grip mat is supplied in a pair and has superior traction tread. The two grips can be combined into one long piece to position under the motor home, car or caravan wheels. Ideal on sand or mud.

Mud Grips

LW668 5026637 672460



Features: The Ramp Master 2pc Level Ramp Set allows for easy levelling of your caravan/motorhome on uneven ground. Simply position the caravan/motorhome at the appropriate level on the ramp and then secure the vehicle in place. Lightweight. Made from durable hard wearing plastic. Three height levels (4, 7 & 10 cm). Anti-slip surface for extra grip. Suitable for vehicles up to 5 tonnes.

Ramp Master

LWACC491 5026637 659485

3in1 Caravan Ramp Incorporating Removable Mud Grip

LW640 5026637670626



Features: The 3in1 Caravan Ramp offers great traction with its textured surfaces and use of rubber mud grips as the base. All elements slot together easily and without the use for tools. The perfect solution for levelling your caravan.



Features: Memory Foam Neck Pillow provide comfort and support to your head and neck during long journeys. Moulds precisely to the contours of your head and neck ensuring maximum comfort. Washable cover.

Memory Foam Neck Pillow

SWNP1 5026637 629693



Features: This mesh back support is portable and comfortable. It may relieve and prevent back pain, provide lumbar support and help correct posture of the spine when sitting. It is ideal for people who spend many hours sitting and/or with back pain.

Mesh Back Support

SWBR1 5026637 621116



Features: Lumbar Back Support Seat Cushion. Ergonomically designed. Perfect for the car, office or home.

Back Support Cushion

SWOC 5026637 618857



Features: Soft foam seat cushion which provides lumbar support. Perfect for the car, home or office. Complete with elastic straps.

Back Comfort Cushion

SWOC3 5026637 661273



Features: Shaped seat cushion designed to provide extra comfort on long journeys in your vehicle. Cut-away section designed to relieve pressure on the spine & coccyx. For vehicle & outdoor use only.

Seat Support Memory Foam Cushion

SWSSW 5026637 661396



Features: Swivel seat cushion makes it easy to get in and out of your vehicle. The swivel design allows for full mobility, and it adapts easily to most vehicles. With 4.5cm of memory foam cushion for added support and comfort.

Swivel Cushion with 4.5" Memory Foam

SWSV2 5026637 621482



Features: Universal wooden beaded car seat cushions. fits most cars, vans, taxis, lorries. Massages and relaxes, may assist in reducing back ache. Provides good ventilation.

Universal Beaded Seat Cushion

SWBSC1 5026637 612428



Features: Acrylic sun visor offers ideal blockage of glare while ensuring no obstruction or distortion of view. The dark green 50% tint is ideal for blocking sun and glare in a variety of applications.

Universal Green Sun Visor

SWSV 5026637 611490



Features: Night vision driving glasses. Improve visibility in low light. Reduces the glare from headlights.

Night Vision Driving Glasses

SWNV1 5026637 645907



Features: 2-in-1 visor is a perfect item for any vehicle, it stops dangerous glare from headlights, street lights and the sun.

Dual Night & Day Visor

SWVIS1 5026637 658532



Features: Roller blinds are designed for use on the rear side windows to block the sun. They are an essential for summer use, keeping the heat off children and pets.

Pair of Roller Blinds (45cm x 54cm)

SWRB2 5026637 612978



Features: 2 x Folding Sun Shades. Ideal to keep the sun off children and pets.

36cm x 44cm

Pair of Folding Sunshades

SWFB1 5026637 612961



Tailored Van Seat Protectors

To Fit - Ford Transit 2014

SWVSC1 5026637 667985

To Fit - Ford Transit 2013

SWVSC2 5026637 668005

To Fit - Mercedes Sprinter/VW Crafter

SWVSC3 5026637 668029

To Fit - VW Transporter T5 & T6 2010

SWVSC4 5026637 668043

*To Fit - Vauxhall Vivaro/ Fiat Talento/ Nissan NV300/
Renault Traffic*

SWVSC5 5026637 668067



Internal Thermal Blinds

To Fit - VW T2 (Bay Window)

LW649 5026637 672026

To Fit - VW T4

LW650 5026637 672033

To Fit - VW T5

LW651 5026637 672040

To Fit - Mercedes Sprinter 2006 Onwards

LW664 5026637 672361

To Fit - Fiat Ducato 2002-2005

LW665 5026637 672378

To Fit - Fiat Ducato 2006 Onwards

LW666 5026637 672163

To Fit - Ford Transit 2013 Onwards

LW660 5026637 672132

To Fit - Ford Transit Custom 2006 Onwards

LW661 5026637 672149



External Thermal Blinds

To Fit - Mercedes Sprinter 2006 Onwards

LW655 5026637 672088

To Fit - Universal

LW658 5026637 672118

To Fit - VW Transporter T5

LW659 5026637 672125

To Fit - Ford Transit Custom 2012 Onwards

LW662 5026637 672156

To Fit - Fiat Ducato 2002-2005

LW666 5026637 672163

To Fit - Ford Transit 2013 Onwards

LW660 5026637 672132



Features: Fits most vehicle makes and models using adjustable buckle straps. Protects your vehicles back seats from dirty shoes and kicks. Features a touch screen friendly pouch for storing tablets. 2 drink holders. Strong adjustable headrest fastening.

Back Seat Organiser with Kick Mat

SWB05 5026637 666056



Features: Ideal for children in booster seats, helping keep them entertained on long journeys by providing a table for drawing, reading, playing, eating and more.

Kids Travel Table

SWPT 5026637 660375



Features: Heavy duty water resistant material. Simple to clean. Universal size with press stud & zip corners, to fit most cars. Helps protect the boot from dirt, dust, oil and spillages. Attaches with straps & hook & eye tape (supplied).

W 104cm x D 170cm x H 33cm

Boot Liner

SWBL5 5026637 660948



Features: Heavy duty water resistant material Flexible press studs and zip corners. Folds out to protect your bumper. Great for use when placing buggies and other items into boot which could scratch car body. Easy to clean. Protects your vehicle from dirt, dust, oil and spillages.

2 sizes available

Deluxe Boot Liner

SWBL1 5026637 615221 - **100x80x40cm**

SWBL2 5026637 615238 - **110x100x40cm**



Features: Universal Protective Boot Mat. Heavy duty water resistant material. Protects your boot from dirt, dust, oil and spillages Easy clean, simply wipe over with a damp cloth.

120cm x 80cm

Boot Mat

SWCM86B 5026637 623387



Features: Heavy Duty Boot Mat. Trim To Fit. Protects your boot from dirt, dust, oil and spillages. Easy clean mat, simply wipe over with a damp cloth.

140cm x 108cm

Boot Mat (Trim to Fit)

SWCM21 5026637 614958



Features: A GB sticker is essential when driving your car abroad. Whether travelling inside the EU or further afield stay legal with this Magnetic GB car sticker. It features an easy to apply backing, making attaching and detaching to the rear of your vehicle an easy operation.

Fully Magnetic GB Sticker

SWGB 5026637 668302



Features: These headlamp beam converters allow you to adjust your headlamps for driving on the right hand side of the road. Headlamp beam converters are a legal requirement when travelling overseas.

Euro Beam Deflector with GB Plate

SWTT92 5026637 615290



Multi Purpose Tarpaulin / Groundsheet Gripper

LWACC494 5026637 659515

Features: The gripper carpet clamp set is a multi-purpose gripper that's designed to quickly secure most tent and awning carpets. Made from sturdy plastic and finished in black. Simply fix to the ground using a single tent peg, with sliding ratchet adjustment for a tight grip. Easy to remove with quick release lever. Suitable for most materials up to 5mm thick. Also ideal for tarpaulins, picnic blankets & tablecloths.



Tarpaulin

SWTARP1 5026637 618628 - **2m x 3m**

SWTARP2 5026637 618635 - **3m x 4m**

SWTARP3 5026637 618642 - **4m x 6m**

Features: 80g/m2. Laminated, woven polypropylene tarpaulin ideal for use as groundsheets and rain covers when camping, as a rain cover for barbecues, for covering garden equipment, boats, agricultural products, building materials and much more.



Eco Bin

LWACC37 5026637 627026

Features: Snap Together Eco-Bin Excel. Unique Bin Bag storage holder housed in the lid. Incorporates a pair of carrier bag securing lugs allowing separate bags for recycling. Moulded base with tray to contain any spillages; Twin Peg Points for securing bin. Folds flat for easy storage.



Carabin

LW628 5026637 669071

Features: Can be mounted to the inside of a cupboard door or edge of a cupboard door. Can also be mounted on a horizontal pole or edge of some kitchen worktops.



Collapsible Bin

LWACC498 5026637 659980

Features: Compact design for easy storage. Flip top lid helps deter insects. Ideal for caravans, motor homes and camping. Fits all sizes of bin liners
Size: 35 x 30 x 70cm



Features: Helps to keep vehicle interiors cool for comfort whilst travelling, powered by 12V socket, complete with strong mounting suction cup.

12V 5" Oscillating Fan

SWCF1 5026637 612213



Features: 12V 6" All Metal Car Fan. Dual speed with adjustable head position.

12V Metal Oscillating Car Fan

SWCF3 5026637 612237



Features: Deluxe oscillating car fan, with adjustable stand and 12V socket power. This fan is ideal for keeping your Car or Motorhome cool whilst travelling or camping.

12V Cyclone 1 Single Oscillating Power Fan

SWCF4 5026637 654763



Features: 2 speed twin oscillating fan. Compact, quiet and lightweight, powered by 12V vehicle or caravan supply socket. This fan is ideal for keeping your Car or Motorhome cool whilst travelling or camping.

12v Cyclone 2 Twin Oscillating Power Fan

SWCF5 5026637 654770



12V 4.5" Oscillating Car Fan with Sucker - 2 Speed

SWCF6 5026637 668494

Features: Powerful, compact, quiet 360° rotating cyclone fan, helps keep cool whilst travelling. 2 speeds. ideal for car or motorhome use. Powered by 12V power socket. Extra long 2.5m cable and a large strong suction mount to fix the fan to dashboards and windows etc.



Steps

Perfect for when you need an extra bit of height for out of reach items around the home, garage, motorhome or caravan. Our range of steps are easily portable and convenient to store.



Poly Single Caravan Step

LWACC1 5026637 624902

Features: For use with Caravans & Motorhomes. Also ideal for home use. Strong polypropylene construction, lightweight, robust and stable design



Plastic Foldable Step Small

LW577 5026637 666452

Features: Mobility Aid. Folds away for easy storage. Handy carry handle
Max load: 120KG.
Assembled Size (approx.): H 21.5cm x W 128.5cm x D 22cm.



Foldable Anti-Slip Step Tread

SWSTEP1 5026637 668722

Features: Max load weight: 150kg. Weight: 2kg
Step Material: PP
Tread Material: Tread (Sand rubber)
Stackable. Handy carry handle for transporting. Folds away for easy storage
Folded dimensions: 38 x 37 x 37cm
Unfolded dimensions: 34 x 29 x 23cm



Single Steel Caravan Step

SWTT109 5026637 616785

Features: Rugged steel construction with a powder coated finish. The large non-slip grip pad ensures you step with safety when using step. Welded construction. Max load 150kg. Non-slip tread.

Step size (top): 380x230mm

Height: 250mm

Size (at feet): 430x380mm.



Double Steel Caravan Step

SWTT110 5026637 616792

Features: A rugged steel construction with a powder coated finish. The large non-slip grip pad ensures you step with safety when entering your caravan. Welded steel construction. Max load 150kg. Step size (top): 380x260cm.

Height to first step: 200mm

Total height: 380mm




Multi Purpose Foldable Step

SWMOB10 5026637 660825

Features: A sturdy multi-purpose folding step with anti-slip foot plate, locking legs & folds virtually flat for easy storage. Ideal for caravans, kitchens, garages, garden sheds & more.

Folded size: 513mm (20") x 278mm (11") x 84mm (3") Approx.

Unfolded size: 415mm (16") x 275mm (11") x 250mm (10") Approx.



Non Slip Plastic Half Step

SWMOB4 5026637 659379

Features: Great for use around the home and garden. Ideal for people with limited mobility as the step reduces the height of steps and doorsteps. Supports up to 150KG.

Size approx: 49.7cm x 40cm x 9.5cm.



Emergency Jump Starter & Portable Power Bank

SWPB1 5026637 656064

Features: A powerful but compact 400Amp (peak) Emergency Jumpstarter for most 12V vehicles with Petrol engines up to 3000cc & Diesel engines up to 2500cc. Plus, a Power Bank that also provides hours of portable power for smart phones, laptops, or tablets when travelling. Enhanced crocodile clips with overheat protection. Compact & lightweight and supplied with durable carry case and accessory kit. Features a handy torch.



Emergency Jump Starter & Portable Power Bank

SWPB2 5026637 659218

Features: A powerful but compact 300Amp (peak) Emergency Jumpstarter for most 12V vehicles with Petrol engines up to 2000cc & Diesel engines up to 1600cc. Plus, a Power Bank that also provides hours of portable power for smart phones, laptops, or tablets when travelling. Includes smart phone & tablet recharging lead with 4 alternative adaptors. Built-in LED light with SLOW and FAST strobe effect. 240V mains & 12V in-car charging plugs. Compact & lightweight – ideal for roadside emergencies, and to provide hours of power for mobile devices & laptops.



Emergency Jump Starter & Portable Power Bank

SWPB3 5026637 665363

Features: Suitable for Petrol vehicles up to 4000cc & Diesel vehicles up to 2500cc. LED light for emergencies. 15V Power input socket. On/Off Switch. Jumpstart cable socket. USB charging socket. Durable compact case with LED power indicator. 16800mAh Power Bank that also provides hours of portable power for smart phones, laptops and tablets. Supplied in a handy carry case. Carry case includes; Powerbank unit, 12V & 24V charging cables, USB charging cable with 4 device adaptors, smart jumpstart cables & manual.



900 Amp 12V Emergency Jump Start with Air Compressor

SWPP1 5026637 613241

Features: 900 Amp (Peak) Power Pack with 260psi Air Compressor Suitable for jump starting up to 2500cc Petrol/2000cc Diesel.



Emergency 12V Jump Start with Air Compressor

SWPP9 5026637 621253

Features: Jump start your 12V vehicle with the Portable Power Station & Engine Starter with 260psi Air Compressor and LED Work Light. Suitable for Petrol vehicles up to 2500cc and Diesel vehicles up to 2000cc. LED warning, charge level, full charge indicators. Built in bright LED work light. Operate any 12V accessories using the 12V DC socket. Ideal for use with in car phone chargers, car vacuum cleaners, work lamps and much more. When used with a power inverter it will allow you to operate your 230V UK standard appliances. Includes in-car charging adaptor, home AC charging adaptor and valve adaptors.



Emergency 12V Jump Start

SWPP10 5026637 621246

Features: Portable Power Station & Engine Starter with LED Work Light. Power Pack for Vehicles up to 2500cc Petrol/ 2000cc Diesel.

Includes LED Work Light. Use with a power inverter will allow you to operate your 230v UK standard appliances. Operate any 12V accessories using the 12V DC socket. Ideal for use with in-car phone chargers, car vacuum cleaners, work lamps and much more. Fully rechargeable with built in booster cables to jump start your 12V vehicle. 12V 'rechargeable' sealed maintenance free lead acid battery.



12V Solar Trickle Battery Charger

SWSOL1 5026637 650987

Features: Keep your car or leisure battery topped up with solar power, using interchangeable 12V adaptors.

Can be used for long periods of time
Output voltage = 17.5v
Output wattage = 1.5w
Output Milliamps = 100mA
Automatic Trickle Charging
Durable ABS plastic casing, UV and shock resistant.
No maintenance required.
Includes: 12V power plug with LED charging light, pair of 12V crocodile clips with 2.95m cables.



12V Solar Trickle Battery Charger

SWSOL2 5026637 667237

Features: A handy solar trickle battery charger which can be used to extend and optimise the battery life of vehicles which may be stored over long periods of time, such as motorhomes, motorcycles, caravans, cars and boats. The charger works by absorbing natural sunlight and converting into 12V DC electricity at no running cost! Power is transported to the battery through the 12V or crocodile clip connectors included. Featuring a blue LED light indicator when in use and a durable ABS plastic casing. Lightweight and portable meaning the unit can be transported easily and sit freely on the vehicle's dashboard whilst in operation.
Maximum Working Voltage 17.5V
34.5cm x 21cm



12V Solar Trickle Battery Charger

SWSOL3 5026637 667244

Features: A handy solar trickle battery charger which can be used to extend and optimise the battery life of vehicles which may be stored over long periods of time, such as motorhomes, motorcycles, caravans, cars and boats. The charger works by absorbing natural sunlight and converting into 12V DC electricity at no running cost! Power is transported to the battery through the 12V or crocodile clip connectors included. Featuring a blue LED light indicator when in use and a durable ABS plastic casing. Lightweight and portable meaning the unit can be transported easily and sit freely on the vehicle's dashboard whilst in operation.
Maximum Working Voltage 17.5V
50cm x 34cm



12V Trickle Charger for Gel/Lead Acid Batteries

SWTBC 5026637 612398

Features: Trickle battery charger which keeps batteries fully charged and optimised whilst in storage. Ideal for use with cars, motorhomes and any other 12V battery equipment.

Suitable for charging Lead Acid - Gel - Standard Maintenance Free Batteries.
 LED power/charging indicators
 Over-charging protection. Short circuit protection
 Overheating protection & reverse polarity protection
 Input: 230VAC 50Hz 30W
 Output: 12VDC 1.5A (Current reaches 1.5A @ 12VDC)



12V Battery/Alternator Tester

SWBT100 5026637 606915

Features: Test the condition of your battery and alternator to ensure the optimum starting ability of your car. Checks how much charge your battery has remaining. Tests that your alternator is working properly. Provides essential information for correct charging of your battery to avoid over charging.



Charge & Go - Car to Car Charger/Jumpstarter

SWCG 5026637 628214

Features: Simple to use, no need for booster cables! Charges from a vehicles 12V power socket, no need to open the bonnet. Adjustable 12V power plug. Easy to read digital display & adjustable angle 12V power plug.
 Connects both vehicles through 12V power sockets. 6 metre cable for easy connection between vehicles. Short circuit protection avoids damage to vehicle electrical systems.



4 Amp 6/12V Smart Battery Charger

SWIBC1 5026637 661921

Features: 6/12V 4A mp Intelligent Car & Motorcycle Smart Battery Charger. Microprocessor controlled, 3 step operation with 5 stage charging cycle. Suitable for Batteries-SLA (Sealed Lead Acid), Wet/Flooded (Liquid Electrolyte), GEL & AGM. Between 3-120 AH. Trickle (long) & Winter (cold) charging modes. LED information display.



6 Amp 6/12V Smart Car Charger

SWIBC2 5026637 661853

Features: 6/12V 6 Amp Intelligent Car & Motorcycle Smart Battery Charger. Microprocessor controlled, 3 step operation with 7 stage charging cycle. Suitable for Batteries-SLA [Sealed Lead Acid], Wet/Flooded [Liquid Electrolyte], GEL & AGM. Between 3-150 AH. Built-In Battery Tester. Trickle (long) & Winter (cold) charging modes. Colour Change LED information display.



10 Amp 6/12V Fully Automatic Smart Battery Charger

SWIBC3 5026637 661945

Features: 6/12V 10 Amp Intelligent Car & Motorcycle Smart Battery Charger. Microprocessor controlled, 3 step operation with 7 stage charging cycle. Suitable for Batteries-SLA [Sealed Lead Acid], Wet/Flooded [Liquid Electrolyte], GEL & AGM. Between 3-200 AH. Built-In Battery Tester. Trickle (long) & Winter (cold) charging modes.



10 Amp Smart Battery Charger

SWIBC4 5026637 664632

Features: Microprocessor controlled, 3 step operation with 7 stage charging cycle. Suitable for Batteries-SLA [Sealed Lead Acid], Wet/Flooded [Liquid Electrolyte], GEL & AGM. Between 3-200 AH. Built-In Battery Tester. Trickle (long) & Winter (cold) charging modes.



6/12/24V 10 Amp Intelligent Battery Charger

SWIBC10 5026637 621093

Features: Heavy Duty Intelligent Fully Automatic Battery Charger
 This microprocessor controlled Battery Charger uses a simple 3 step operation incorporating a 5 stage automatic charging cycle.
 When connected to a battery for long periods this charger will automatically keep the battery at full power without overcharging (see manual)
 Ideal for vehicles in storage. Short-Circuit Protection. Reverse Polarity Protection.
 Suitable for Batteries - SLA [Sealed Lead Acid], Wet/Flooded [Liquid Electrolyte], GEL, AGM, MF between 1.2-180 AH.



10 Amp LED Automatic Plastic Cased Battery Charger

SWBCLED10 5026637 658709

Features: Fully Automatic Battery Charger; 6/12Volt 10 Amp. Suitable for use with 12V Car, Motorcycle, Motorhome, Van, Marine & Lawnmower Lead-Acid Batteries
 Fully Automatic: Designed to deliver a regular charge then automatically switch to a maintenance/trickle charge. Battery Capacity: 9 Ah - 120 Ah. Compact & Robust Design. Easy to read LED charge rate gauge. Double Insulated Blade Style Fuse (2 spares). Thermal Over-Load Protection. Reverse Polarity Protection. Short Circuit Protection. Includes easy to follow instruction manual. Complete with 13Amp plug & Crocodile Clips.



Heavy Duty Booster Cables 3m

SWBC4 5026637 003400

Features: 3m cable length
 Fully insulated crocodile clips
 Recommended for engines up to 2500cc Petrol and 2200cc Diesel
 270 Amp
 120 Amp continuous charge rate
 Supplied in storage bag



Tangle Free Booster Cables 3m

SWBC6 5026637 603112

Features: Tangle Free Booster Cables with 3 metre cables
 Fully insulated crocodile clips
 Recommended for car engines up to 2500cc Petrol and 2200cc Diesel
 280 Amp cables
 125 Amp continuous charge
 Supplied in a storage bag

Inverters

Power Inverters are ideal for use at home, during emergencies or when camping. They conveniently convert Direct Current (12V DC) to Alternating Current (230V AC) allowing you to power a range of household and leisure appliances from any 12V power source.

Our entire range comes with 3-pin plug and USB sockets for ease and convenience.

Please purchase the correct maximum power you need based on the continuous output of the appliance(s) being used. Peak output will only last for a short period of time.



Features: 75 Watt Continuous Power, 150 Watt Peak Power. Simply plug the inverter into a vehicles 12V cigarette lighter socket then attach the mains plug of the appliance into the inverter plug socket.

75 Watt Mini Inverter with USB

SWINV80 5026637 612206

75W
Continuous Power

150W
Peak Power



150 Watt Inverter with USB

SWINV150 5026637 610882

150W
Continuous Power

300W
Peak Power



300 Watt Inverter with USB

SWINV300 5026637 610899

300W
Continuous Power

600W
Peak Power



500 Watt Inverter with USB

SWINV500 5026637 610905

500W
Continuous Power

1000W
Peak Power



800 Watt Inverter with USB

SWINV800 5026637 610912

800W
Continuous Power

1600W
Peak Power



1000 Watt Inverter with USB

SWINV1000 5026637 627828

1000W
Continuous
Power

2000W
Peak
Power



1500 Watt Inverter with USB

SWINV1500 5026637 642814

1500W
Continuous
Power

3000W
Peak
Power



2000 Watt Inverter with USB

SWINV2000 5026637 651274

2000W
Continuous
Power

4000W
Peak
Power



3000 Watt Inverter with USB

SWINV3000 5026637 663956

3000W
Continuous
Power

6000W
Peak
Power

Folding Parking Post Round

SWWL7 5026637 656361

Features: 3 Keys supplied
600mm x 57mm
Plate Size: 130mm x 110mm
Hole Size for Bolts: 14mm Diameter x 3
Strong metal construction with durable locking base secured with 3 bolts (not supplied).
Ideal for parking spaces and driveways.



Folding Parking Post Square

SWWL9 5026637 661228

Features: 700mm x 50mm
Plate Size: 130mm x 150mm
Hole Size for Bolts: 12mm Diameter x 4
4 Bolts Supplied.
Strong metal construction with durable locking base secured with 4 bolts.
Ideal for parking spaces and driveways.
Lock supplied with 3 keys.
Great visual theft deterrent.



Folding Parking Post Square

SWWL6 5026637 656149

Features: 700mm x 70mm x 70mm
Plate size: 155mm x 110mm
Hole Size for Bolts: 17mm Diameter x 4
Strong metal construction with durable locking base secured with 4 bolts (not supplied).
Ideal for parking spaces and driveways.



Folding Parking Post Round

SWWL8 5026637 661211

Features: 3 Keys supplied
700mm x 60mm
Plate Size: 150mm x 130mm
Hole Size for Bolts: 12mm Diameter
Strong metal construction with durable locking base secured with 3 bolts.
Ideal for parking spaces and driveways.



Features: A simple to install, foldable parking barrier. Ideal for driveways, apartments & contract parking.

80cm (W) x 46cm (D) x 43cm (H)

A3 steel with zinc plating. Includes 1 brass padlock with 3 keys. Supplied with 9 Bolts for securing.

Folding 3 Leg Parking Post

SWWL10 5026637 663253



Features: Fits most vehicles. Simple to fit. Fantastic visual deterrent. With key lock. 2 keys supplied. Toughened hardened steel construction.

Easy Fit Claw Wheel Clamp (10"-20")

SWWL2 5026637 611896



Features: Cross Face Wheel Clamp. Fits most vehicles. Simple to fit. Fantastic visual deterrent. With key lock. 2 keys supplied. Toughened hardened steel construction.

Cross Face Wheel Clamp (13"-17")

SWWL3 5026637 615306



Features: Heavy duty. High visibility deterrent. Protects wheel nuts. Max tyre width - 145mm. Simple to fit. 2 Keys Supplied. Sturdy steel construction.

Full Face Wheel Clamp for Trailers (8"-10")


SWWL4 5026637 617287



Features: Suitable for cars, caravans, vans and more. Fits most wheel sizes 13-17" and tyre widths up to 240mm. Fits up to 720mm diameter with wheel and tyre included. Great visual theft deterrent. 2 Keys supplied

Full Face Wheel Clamp (13"-17")

SWWL 5026637 607226



Features: Full Face Hub Cover, Ideal for protecting wheel nuts from theft. Protective rubber edge to avoid scratches. Durable powder coated steel construction. Soft grip handles. Free cranking handle. Support struts to help stabilise when in position. Supplied with 2 security keys. Max tyre width - 825mm

Prism Wheel Clamp

SWWL11 5026637 664793

Torches & Lighting

Our range of torches and lighting provide excellent illumination for caravan awnings, outdoor activities, vehicle repair, breakdown situations and more. All of our torches use COB LED or LED lights for low power consumption and maximum efficiency.



8 LED Headlamp

SWLR12 5026637628566

Features: 8 ultra bright white LED's with 4 lighting options (2,4 or 8 LED's or 8 flashing LED's.) Water resistant. Compact, adjustable and comfortable to wear. Wide LED light beam with adjustable angle. Ideal for camping or breakdowns.



3W COB + 5 LED Work Light /Torch

SWLR22 5026637 662874

Features: Unique pivot/swivel design. Strong magnets for easy positioning when working. Battery operated by 3 x AA batteries (not supplied). Foldable 360 degree hanging hook. Includes 5 LED torch! Low wattage - 200 Lumens but twice the brightness.



COB LED Worklight With Foldout Arms

SWLR25 5026637 666193

Features: Up to 4 hours working time. High power, low power & flash modes. Charging Time: 5 hours. Work Light Size: 15cm (H) x 6.5cm (W). Powered by: 18650 Lithium Battery. Battery Capacity: 2200mAh. Pivoting head for lighting at the perfect angle. USB Charging Port. Stainless Steel Frame. 3W SMD LED Spotlight (120LM). 3 X COB Light Panels (270LM).



3W COB LED & Spotlight Work Light

SWLR27 5026637 666278

Features: Two strong magnets; 1 on the base and 1 on the back, plus hanging hook for free-hand use. 360° rotation and 180° pivoting base. USB charging cable included. 18650 Li-battery, 2000mAh, 3.7V, 7.4 W/h. 0.5-Watt LED spotlight (80LM) for general use up to 10 hours. 3-Watt COB LED light (220LM) works as bright work light up to 3 hours.



Features: Low Wattage. Ultra Bright. Ergonomic design with three handles. Built in hooks and magnets. Divides in two.

120 COB LED Dual Light Stream - Rechargeable

SWLR31 5026637 670169



COB LED Pencil Torch With Worklight

SWLR26 5026637 666216

Features: Functions as a work light and a flashing warning light, ideal for roadside emergencies.



300mm Inter Connectable SMD Awning Light

LWACC303 5026637 653636

Features: Connectable SMD awning light with 15 piece SMD5050 super-white LED bulbs.



3W COB+3W LED Seatbelt Cutter

SWLR28 5026637 666230

Individual

SWLR29 5026637 666247

PDQ of 12



Cleaning & Valeting



6 Pce Cleaning Kit

SWCR25 5026637 667930

Features: This essential car cleaning kit contains everything you would need to give your car or van a professional valet and is perfect for storing away in your vehicles boot when not in use.

Kit Contains:

Windscreen Cover, Microfibre Cloth, Microfibre Sponge, Squeegee, Microfibre Dust Mitt Duster, Storage Bag

The handy kit is supplied in a zipped storage bag.

L 10 x W 26 x D 18cm



10 x Microfibre Dust & Polish Mitt

SWCR8 5026637 629570

PDQ OF 10

Features: Display PDQ of 10 microfibre Dust & Polish Mitts.

18cm x 23cm

Ultra fine fibres effortlessly attract, hold and lift dirt, dust and grease from any surface.

The special microfibres are so effective that no chemicals or soaps are needed to clean surfaces, just a little water.

Safe for all types of metal & glass finish. Washable, reusable & long lasting.



6 Pce Microfibre Cloths

SWCR3 5026637 643507

PDQ OF 9

Features: Display PDQ of 9 packs of 6 super soft microfibre cloths.

130cm x 40cm

Washable and reusable. Ultra fine fibres effortlessly attract, hold and lift dirt and grease from any surface.

The special microfibres are so effective that no chemicals or soaps are needed to clean surfaces, just a little water.



2pc Microfibre Glass Towel

SWCR5 5026637 629549

PDQ OF 20

Features: Display PDQ of 20 packs of 2 super soft microfibre cloths.

36cm x 36cm

Washable and reusable. Ultra fine fibres effortlessly attract, hold and lift dirt and grease from any surface.

The special microfibres are so effective that no chemicals or soaps are needed to clean surfaces, just a little water.



Microfibre Wash Sponge

SWCR7 5026637 629563

PDQ OF 6

Features: Display PDQ of 6 Microfibre Wash Sponges

23cm x 11cm x 7cm

Washable & reusable Effortless Washing Tough for Scrubbing. Super absorbent, traps liquid in until squeezed out. Extra tough microfibre side scrubbers for tough pieces of dirt, bugs & grime.



Grab A Cloth Box Of 30

SWCR26 5026637 667961

Features: Laser-cut edgeless finish minimises scratches and streaks. Perfect for cleaning glass and mirrors Ultra-absorbent – can be used to pick up spillages around the home, car or workplace without the need for harsh chemicals. Attracts dirt and dust particles for a superior clean.

Ideal for buffering, polishing, quick detailing and glass cleaning.

30cm x 30cm



Microfibre Wash & Scrub Sponge

SWCR9 5026637 629587

PDQ OF 6

Features: Display PDQ of 6 Microfibre Wash & Scrub Sponges.

23cm x 10cm x 5cm

Washable & Reusable. Effortless Washing Microfibre chenille traps dirt & grime. Extra tough microfibre scrubber for tough pieces of dirt, bugs & grime. Safe on all types of motor body work.

Ultra fine fibres effortlessly attract, hold and lift dirt, dust and grease from any surface. The special microfibres are so effective that no chemicals or soaps are needed to clean surfaces, just a little water. **ALWAYS ENSURE THE MICROFIBRE CLOTHS ARE "GRIT FREE" BEFORE USING ON ANY SURFACE.**



5 Pack 2 in 1 Premium Luxury Microfibre Towel

SWCR18 5026637 658648

PACK OF 5

Features: Microfibres are so effective that no chemicals or soaps are needed, just a little water. External use, soaks up moisture and pulls out dirt, grease & stubborn marks Internal use, gently polish most surfaces free from dust, grease & grime Long lasting, simply wash clean, and use again & again.

45cm x 38cm



10 Microfibre Cloths

SWCR19 5026637 659706

PACK OF 10

Features: Ideal for cleaning & polishing Vehicles Kitchens Bathrooms Furniture & much more Long lasting, simply wash clean, and use again & again.

40cm x 40cm



5 x Super Soft Polishing Cloths

SWCR22 5026637 662225

PACK OF 5

Features: Ideal for cleaning & polishing vehicles, kitchens, bathrooms, furniture & much more! Washable & reusable. Made from 100% super soft polyester For best results, use when dry.

35cm x 35cm



All Purpose Domestic Cleaner

MBP0010 747742 376306



PACK OF 12

Features: Suitable for all types of domestic cleaning. Unbeatable shine. Eco friendly and biodegradable. Ideal for use in caravans and motorhomes. Made in the UK

1 Litre



Caravan & Motorhome Triple Action Cleaner

MBP0011 5060377 910024



PACK OF 12

Features: Exterior wash and wax Interior cleaner Black streak remover Eco friendly and biodegradable Made in the UK

1 Litre



Glass and Acrylic Window Cleaner

MBP0013 506037 7910031



PACK OF 12

Features: Guaranteed to leave no streaks or smears. Unbeatable shine. Ideal for use around the home, caravan or motorhome. Eco friendly and biodegradable Made in the UK

1 Litre



Features: Aqua Flexi Blades are totally flexible and mould to a vehicles contours. Designed to ensure non scratch and streak free drying. Cuts car drying time in half! Can also be used around the home for tiles, glass, marble, ceramics & floors Soft silicone blade sweeps away water faster than a cloth or sponge, ideal for car bodywork, showers, windows etc.

Aqua Flexible Blade

HFB 5026637 605086



Features: The windscreen clean and shine microfibre head cloth allows you to clean with water alone, no need for chemicals Cleans dirt, dust and many more. Use wet or dry Washable and reusable 13.5" ergonomic handle with pivot head which enables you to reach all areas. Ideal for de-misting in the winter, no need to wait for your vehicle to heat up.

Microfibre Easy Cleaner

SWCR12 5026637 648137



Features: High quality, dual purpose demist pad suitable for all seasons. Use the chamois side to remove condensation and the microfibre side to clean, dry and wipe away mist from your windscreen and mirrors.

2 in 1 De Mist Pad

SWDMP2 5026637 669620



Features: Perfect for use on all motor vehicles, caravans & bicycles. Also ideal for use on windows and furniture.

3 square foot

Materials:
Cod Oil Tanned Chamois

Super Soft Chamois

SWSSC3 5026637 606564



Features: Breathable Mesh Fabric. Super soft! Use again & again Long lasting, simply wash clean. Made from 100% super soft polyester. For best results, use when dry. Full machine washable at 60°C or hand washable

Monkey Mitt

SWCR23 5026637 663437



Features: A powerful high power 12V vacuum cleaner which includes a handy crevice attachment for hard to reach places There is also a washable dust collector with filter for easy cleaning. 12V power plug with 3m (10ft) power lead.

12V Vacuum Cleaner

SWCV5 5026637 627699

Car, Caravan & Motorhome Wash Brushes

Our range of car wash brushes increase the speed and efficiency of washing your car, van, caravan or motorhome. Avoid sore backs and wet clothing and eliminate the need to refill buckets with any of the brushes in our range

All of our car wash brushes feature flo-thru technology and connect to your garden hose. They're all lightweight and durable with soft bristles to protect your vehicle's paint work.



1.65m Duo Flow Through Brush with Chenille Head
SWCWB9

5026637 669477

Features: Extendable handle, Removable brush head for use by hand for reaching tricky areas, Universal hose connector.

Brush Head Dimensions: 16.5cm x 25cm
 Packaged Dimensions: 160cm x 30cm



1.8m Deluxe Extendable Car Wash Brush with Squeegee
SWCWB

5026637 612015

Features: Extendable up to 1.8m, Soft PVC bristle brush, built-in squeegee, universal hose connector.



Extendable Car Wash Brush
SWCWB2

5026637 642395

Features: Extendable (107cm to 176cm), Soft bristle brush, Universal hose connector with ON/OFF flo-thru valve.



3.0m Extendable Car Wash Brush with Squeegee
SWCWB4

5026637 622540

Features: Extendable up to 3m, 2 head attachments (1 x soft PVC bristle brush, 1 x sponge & moulded squeegee blade), ideal for high sided vehicles, vans, caravans and hard to reach windows



**BLASTER
BRUSH**



Blaster 2 in 1 Jet Wash Brush

SWCWB5 5026637 622601

Features: The Blaster Brush is a patented unique 2 in 1 cleaning brush AND high pressure sprayer. With an extra large head and powerful blast of water completely SEPARATE from the soapy bristles, you are ensured the most effective car wash and easiest rinse ever in UNDER 10 minutes!

- Extending telescopic pole which doubles in length up to 1.4m
- 100% safe NON-SCRATCH bristles
- Up to 75% less water used than a normal flow through brush
- Connects to a standard garden hose pipe
- A powerful blast of water that reaches UP to 2 storeys



**BLASTER
BRUSH II
WATER
+ BROOM**



Blaster Brush Kit

SWCWB6 5026637 629945

Features: The Blaster Brush is a patented unique 2 in 1 cleaning brush AND high pressure sprayer. With an extra large head and powerful blast of water completely SEPARATE from the soapy bristles, you are ensured them most effective car wash and easiest rinse ever in UNDER 10 minutes!

This handy kit includes both the amazing blaster brush head PLUS the new interchangeable screw-in broom head



Portable Power Sprayer 8L

SWPW 55026637 621796

Features: Portable power sprayer, ideal for car, home, garden & leisure. Supplied with trigger operated hand grip, 1 adjustable spray nozzle, 2.5m (8ft) hose, handy shoulder strap & soft bristle brush.



Portable Power Sprayer 10L

SWPW2 5026637 627668

Features: Portable power sprayer, ideal for car, home, garden & leisure. Supplied with trigger operated hand grip, 1 adjustable spray nozzle, 2.5m (8ft) hose, handy shoulder strap & soft bristle brush.



Portable Power Sprayer 5L

SWPW3 5026637 655876

Features: Portable power sprayer, ideal for car, home, garden & leisure. Supplied with trigger operated hand grip, 1 adjustable spray nozzle, 2.5m (4ft) hose & handy shoulder strap.



Portable Power Sprayer 12L

SWPW4 5026637 661198

Features: Ideal for Home & Garden, spraying, cleaning or painting (using any water soluble product). Simple hand pump operation. Can also be used on cars & vans, caravans, trailers, boats, motorcycles & bicycles.



Carwash

LWACC362 5026637 654602

Features: 12V portable caravan/car cleaning kit. Large 20 litre capacity. 7m hose with interchangeable brush and multi spray nozzle. Simple to use hose/connections and controls. Ideal for car/caravan/motorhome and much more.



Cherry Can Air Freshener

SWCAF1 5026637 666995

PDQ OF 12

Freshen your car, home or office with a bold cherry fragrance, simple to use with a spill-proof scented canister and an innovative vented lid to adjust the scent control.



Cool Ice Can Air Freshener

SWCAF2 5026637 667022

PDQ OF 12

Freshen your car, home or office with a cool ice fragrance, simple to use with a spill-proof scented canister and an innovative vented lid to adjust the scent control.



Bubblegum Can Air Freshener

SWCAF3 5026637 667053

PDQ OF 12

Freshen your car, home or office with a bubblegum fragrance, simple to use with a spill-proof scented canister and an innovative vented lid to adjust the scent control.



Assorted Spray Air Fresheners

SWCAF7 5026637667145

PDQ OF 12

Assorted Fragrance (Cherry, Vanilla, Lemon) spray air fresheners.

60ml



Cherry Scented 3D Air Freshener

SWCAF8 5026637 668944

PDQ OF 24

Features: Long lasting fragrance for use in vehicles or at home

Individual Unit Dimensions: H 10cm x W 7cm

PDQ Dimensions: H 16cm x W 8cm x D 9.5cm
PDQ Weight: 0.38KG



Strawberry Scented 3D Air Freshener

SWCAF9 5026637 668951

PDQ OF 24

Features: Long lasting fragrance for use in vehicles or at home

Individual Unit Dimensions: H 10cm x W 7cm

PDQ Dimensions: H 16cm x W 8cm x D 9.5cm
PDQ Weight: 0.38KG



Apple Scented 3D Air Freshener

SWCAF10 5026637 668920

PDQ OF 24

Features: Long lasting fragrance for use in vehicles or at home

Individual Unit Dimensions: H 10cm x W 7cm

PDQ Dimensions: H 16cm x W 8cm x D 9.5cm
PDQ Weight: 0.38KG



Cool Ice Scented 3D Air Freshener

SWCAF11 5026637 668937

PDQ OF 24

Features: Long lasting fragrance for use in vehicles or at home

Individual Unit Dimensions: H10cm x W7cm

PDQ Dimensions: H 16cm x W 8cm x D 9.5cm
PDQ Weight: 0.38KG

Roof Bars & Luggage Solutions

Our range of roof bars and cargo solutions are perfect if you're a regular camper, cyclist, an outdoor enthusiast or just find yourself with a need for more space when going on holiday. Perfect for transporting tents, awnings, bikes, outdoor sports equipment etc.

Locking Roof Bars

For Vehicles with Open Roof Rails Only

SWRB3 5026637 615726

Features: Universal locking roof bars for use with roof rails. Suitable for most vehicles with roof rails fitted as standard. Guard against theft with the unique roof bar locking mechanism.

125cm wide
 Max load: 60kgs



HD Aluminium Locking Roof Bars

For Vehicles with Open Roof Rails Only

SWRB4 5026637 620584 **120cm**

SWRB5 5026637 621499 **135cm**

Features: Universal locking roof bars for use with roof rails. Suitable for most vehicles with roof rails fitted as standard. Guard against theft with the unique roof bar locking mechanism

Max load: 90kgs
 120cm or 135cm wide



Roof Bars for 4 Door Vehicles

Without Roof Rails

SWRB7 5026637 622359

Features: Fits vehicles without roof rails if width is 135cm or less. Heavy Duty Adjustable Roof Bars NOT suitable for 2 door vehicles or convertibles Maximum recommended load weight 65kg Pre Assembled, supplied with all fixing brackets and protective fittings

Max load: 65kgs




Water Resistant Roof Bag

SWRB9 5026637 628269

135cm x 79cm x 43cm (458 Litre)


Water resistant roof cargo carrier for vehicles with or without roof rails. Double stitched seams for extra strength with strong zip. Lockable. Made from heavy-duty water-resistant material with 4 strong quick release straps for easy fitting. Either attach bag to roof rails or to door frame clips.



Aluminium Loading Ramp 300kgs

SWRAMP 5026637 628269

Features: A usefully wide folding aluminium arched ramp. Ideal to use as a mobile loading aid for motorcycles, ride-on mowers and larger garden machinery onto trailers, flatbed trucks and other small vehicles. Max load capacity 300KG
Unfolded Dimensions: 226cm x 30cm
Folded Dimensions: 117cm x 30cm





Cargo Net with Hooks

SWCN1 5026637 619106 **90cm x 130cm (12 Hooks)**
SWCN2 5026637 619113 **130cm x 180cm (18 Hooks)**

Features: Ideal for securing luggage/goods on roof/ladder bars, roof racks, trailers and open boots etc.



Universal Fit Cargo Tidy Net

SWB02 5026637 626555

Features: Simply attaches to the headrest posts

Dimensions: 30.5cm x 84cm
 Expands to 124.5cm



2 in 1 Boot Organiser with Detachable Cooler Bag

SWB04 5026637 660184

Features: Boot Organiser With Detachable Cooler Storage. 3 independently collapsible compartments including zip-up cooler pocket, ideal for keeping refrigerated or frozen items cool. Folds flat with securing clips for easy storage. Handy carrying handles and extra side pockets. Also ideal for storing most motor accessories.
 Dimensions: 60cm x 31cm x 28cm



Easy Rack Soft Roof Rack

SWRB6 5026637 622052

Features: Easy Rack Soft Roof Rack. Easy to fit roof rack with no tools required. Ideal for carrying luggage, ladders, surfboards, canoes, garden waste and much more. Supplied with a handy storage bag to conveniently pack away into your vehicles boot. Fits most cars with 2 or 4 doors.
 PLEASE NOTE for 2 door models rear windows must be able to be lowered.



3 Cycle Carrier

SWCC1 5026637 617751

Please order in multiples of 2

Features: Universal Adjustable Rear Mounted 3 Cycle Carrier
 Suitable for carrying up to 3 racing, mountain or touring bicycles
 Fully adjustable to fit most types of car and 4 x 4.
 Folds flat for easy storage.
 Max load: 45KG



3 Cycle Carrier - Towball Fitting

SWCC5 5026637 626531

Features: Fits on vehicles Towball
 Suitable for 3 bicycles
 Max load 45KG



Cycle Carrier - Roof Bar Fitting

SWCC4 5026637 621383

Features: Easily attaches to the vehicle roof rails and holds the bike securely.
 Strong steel construction – hardwearing and weatherproof through all seasons.
 Lockable features keeps the bike from moving whilst in transit.
 No need to remove the bike wheels.
 For use on vehicles with roof rails.
 Max load: 15KG



2 Cycle Carrier

SWCC2 5026637 619175

Features: Universal Adjustable Rear Mounted Twin Cycle Carrier.
 Suitable for carrying up to 2 racing, mountain or touring bicycles.
 Fully adjustable to fit most types of car and 4 x 4.
 Folds flat for easy storage.
 Max load: 30KG



Features: Ideal for securing luggage/goods on roof bars, roof racks, trailers and open boots etc.
 High tensile vinyl coated steel hooks to prevent scratching and bending.

Pair 18" Bungee Elastic GREEN

SWLE1 5026637 610998



Features: Ideal for securing luggage/goods on roof bars, roof racks, trailers and open boots etc.
 High tensile vinyl coated steel hooks to prevent scratching and bending.

Pair 24" Bungee Elastic BLUE

SWLE2 5026637 611001



Features: Ideal for securing luggage/goods on roof bars, roof racks, trailers and open boots etc.
 High tensile vinyl coated steel hooks to prevent scratching and bending.

Pair 36" Bungee Elastic RED

SWLE3 5026637 611018



Features: All GS TUV Approved Quality. Ideal for securing luggage/goods on roof bars, roof racks, trailers and open boots etc.
 High tensile vinyl coated steel hooks to prevent scratching and bending.

4 Claw "Spider" Bungee Elastic YELLOW

SWLE4 5026637 611025



Features: All GS TUV Approved Quality. Ideal for securing luggage/goods on roof bars, roof racks, trailers and open boots etc.
 High tensile vinyl coated steel hooks to prevent scratching and bending.

6 Claw "Spider" Bungee Elastic RED

SWLE5 5026637 611032



Features: All GS TUV Approved Quality. Ideal for securing luggage/goods on roof bars, roof racks, trailers and open boots etc.
 High tensile vinyl coated steel hooks to prevent scratching and bending.

8 Claw "Spider" Bungee Elastic BLUE

SWLE6 5026637 611049



Features: 8 Pce Assorted Luggage Elastics

Includes:
 4 x 4mm x 250mm
 2 x 8mm x 600mm
 2 x 8mm x 800mm

Ideal for securing luggage/goods on roof/ladder bards, roof racks, trailers and open boots etc.

Luggage elastics have high tensile steel hooks that are vinyl coated to prevent scratching and bending

8 Pce Assorted Luggage Elastic Pack (Lightweight Only)

SWLE7 5026637 618987



Features: 90cm length
 Ideal for securing many items. e.g. luggage to your roof/ladder bars, roof racks.
 Steel core hooks with moulded grips for extra stability for securing
 Steel core hooks with nylon coating to prevent scratching and damage to cargo.
 Heavy Duty



Features: For "light duty" applications, such as securing suitcases for travel.

Includes:
 2 x 8mm x 450mm Length
 2 x 8mm x 600mm Length
 2 x 8mm x 800mm Length
 2 x 8mm x 1000mm Length

Pr 90cm(36") Heavy Duty Hooks

Luggage Cords GSTUV

SWLE12 5026637647376



Features: Top quality high density rubber cord, with superior flexibility and elasticity & plastic coated hooks

Includes:
 2 x 8mm x 450mm
 2 x 8mm x 600mm
 2 x 8mm x 800mm

8 Pce Assorted Luggage Elastics

SWLE15 5026637 662102



Features: Top quality high density rubber cord, with superior flexibility and elasticity & plastic coated hooks

1 x 8mm x 1200mm

6pc Luggage Elastic Set

SWLE18 5026637 662164

Bungee with Heavy Duty Hook 120cm

SWLE19 5026637 662188

All luggage elastics are tested and compliant according to BS AU 258:1995

PLEASE NOTE: When using luggage elastics always use eye protection and keep out of reach of children!



Sold in multiples of 3

Features: Carries up to 5L of fuel. Moulded carry handle for easy transport. Flexible pouring funnel for a controlled flow. Durable, lightweight and more robust than traditional metal cans. Compression seal prevents leakage.

5 Litre Capacity

5L Fuel Can Unleaded GREEN

SWFC1 5026637 668197



Sold in multiples of 3

Features: Carries up to 5L of fuel. Moulded carry handle for easy transport. Flexible pouring funnel for a controlled flow. Durable, lightweight and more robust than traditional metal cans. Compression seal prevents leakage.

5 Litre Capacity

5L Fuel Can Diesel BLACK

SWFC2 5026637 668203



PDQ OF 20

Features: Funnel with detachable pipe for extended pouring. Great for vehicle servicing. Multi purpose.

2 in 1 Funnel

SWFUN1 5026637 648861



Features: Pack of 3 ergonomically designed funnels in three colours.

Triple Pack of Funnel

SWFUN2-SGL 5026637 655913



Battery Operated Liquid Transfer Pump

SWSP03 5026637 668838

Features: Ideal for draining fuel, solvents, small pools, water beds and aquariums. Lightweight, portable and simple to use. Transfers liquids quickly and safely - approx. 2.6 gallons (11L per minute). Requires 2 x D batteries (not included)

Materials: 80% PP/20% HDPE

Packaged Dimensions: H 63 x W 11 x D 6.5cm



3 piece Locking Grip Pliers Set

SWTOOL1 5026637 628610

Includes: 6 1/2" Long nose pliers, 7" Locking pliers, 10" Locking pliers

Features: Comfortable dual density grip. Heat treated carbon steel construction. Nickel plated 5 rivet construction



3pcs Pliers Set

SWTOOL30 5026637 665851

Includes: 8" Long nose pliers, 8" Combination pliers, 6" Diagonal cutting pliers

Features: High quality unforged steel. Anti-corrosion finish. Soft grip handles.



61 pce Multi Bit, Socket, Screwdriver & Torx Set

SWTOOL22 5026637 663413

Features: Quick release, Ratchet T-handle with 140mm magnetic bit holder. 9Pce 1/4" drive metric sockets & 18Pce durable Chrome Vanadium steel screwdriver bits. Precision Screwdriver handle with 115mm flexible extension & 30Pce precision screwdriver bits.



38pc Bit Set

SWBS 5026637 627811

Includes: Philips: #0, #1, #2, #2, #3, Pozi: #0, #1, #2, #3, Square: #0, #1, #2, #3 Slotted: 3mm, 4mm, 5mm, 6mm, 7mm Hex: 2mm, 3mm, 4mm, 5mm, 6mm, 1/4, 1/8, 3/16, 5/32, 7/32 Torx: T10, T15, T20, T25, T27, T30, T40, driver handle and storage case.

Features: 38pc Chrome Vanadium Screwdriver Bit Set in key sizes for everyday use.



2 Tonne Fixed Base Axle Stand Set

SW2TAS 5026637 611094

Features: Pair of Adjustable Fixed Base Axle Stands. Maximum load 2 Tonnes (2000kg). Adjustable range of 240-360mm. GS/TUV/CE Approved



2 Tonne Folding Axle Stand Set

SW2TFAS 5026637 611100

Features: Pair of Adjustable Folding Axle Stands. Max load 2 Tonnes (2000kg). Adjustable range 270-360mm. Sliding action legs for easy storage. Space Saving design when not in use.



Extending Wheel Brace with 2 CV Sockets

SWWB4 5026637 618031

Features: Telescopic Extending Wheel Brace. Extends from 35cm (13.5") to 52cm (20.5"). Chrome vanadium drive sockets 17mm - 19mm & 21mm - 23mm. Anti-slip handle to assist leverage, GS/TUV Approved



Tyre Depth Gauge

SW3237 5026637 011030

Features: Sturdy metal construction. Gives accurate readings.



12 Pce Emergency Bulb & Fuse Kit

SWBK1 5026637 618659

- Features:**
Compulsory in many European countries 'E' approved
- Includes:**
1 x 207 12V/5w Side/Tail
1 x 380 12V/21w Stop/Tail
1 x 382 12V/21w Indicator
1 x 501 12V/5w Interior
1 x 581 12V/21w Amber Indicator
1 x H1 12V/55w Halogen
1 x H4 12V/55w Halogen
1 x H7 12V/55w Halogen
1 x 10 amp fuse Blade
1 x 15 amp fuse Blade
1 x 20 amp fuse Blade



11 Pce Emergency Bulb & Fuse Kit

SWBK2 5026637 668531

- Includes:**
207 12V/5w Side/Tail
380 12V/21w Stop/Tail
382 12V/21w Indicator
501 12V/5w Interior
581 12V/21w Amber Indicator
H1 12V/55w Halogen
H4 12V/55w Halogen
H7 12V/55w Halogen
10amp Fuse Blade
15amp Fuse Blade
20amp Fuse Blade



12V Compact Air Compressor With Gauge

SWAC1 5026637 610967

Features: Ideal for inflating car, caravan, motorhome, motorcycle and bicycle tyres. Also suitable for balls, toys and many other inflatable objects. With 250psi analogue pressure gauge
Includes a special 3pce adaptor kit.



Kruga 12V Air Compressor with Coiled Air Hose

SWAC14 5026637 629242

Features: Quick connect screw-in valve adaptor & air hose connector. 5m (16') hi-visibility coiled air hose with pressure gauge. 3.1m (10') 12V power cable. Reaches all vehicle tyres easily. Robust metal construction with carrying handle. Handy carrying case for easy storage when not in use. Easy to read analogue pressure gauge with PSI & BAR units. Also suitable for inflating a variety of other inflatable items. Includes 3pce adaptor kit



12V Auto Cut Off Air Compressor with Light

SWAC19 5026637 664083


Features: Flow rate: 30L/Min @ 0 PSI. Will inflate a standard 195/60 R14 Tyre in approx. 6 mins. Super bright "COB" LED work light. Robust plastic case with handy storage compartments, including 3 air valve adaptors
Easy to read digital pressure gauge with Auto-Cut-Off.



Tyre Sealer Kit with Air Compressor

SWCHEM9 5026637 629921

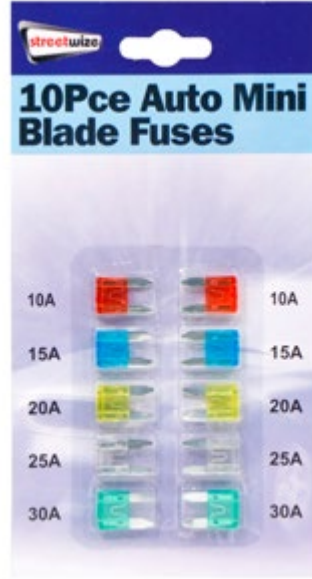
Includes: Air compressor, Adaptors, 450ml tyre puncture repair, sealer & inflator, reusable gloves, cleansing wipe, hi vis vest, carry case



10 Pce Auto Blade Fuses

SWFUS 5026637 628047

Includes: 2 x 10A, 2 x 15A, 2 x 20A, 2 x 25A, 2 x 30A



10 Pce Auto Mini Blade Fuses

SWFUM 5026637 628030

Includes: 2 x 10A, 2 x 15A, 2 x 20A, 2 x 25A, 2 x 30A



50 Pce O-Ring Assortments

SWOR50 5026637 645518

Features: General purpose. Help seal plumbing, air pipelines and other pipe connections against leaks. 12 assorted sizes



120 Pce Zinc Car Fuse Set

SWFUS2 5026637 629044

Includes: 5amp - 20pce, 10amp - 20pce, 15amp - 20pce, 20amp - 20pce, 25amp - 20pce, 30amp - 20pce



120 Pce Mini Zinc Car Fuse Set

SWFUM2 5026637 629051

Includes: 5amp - 20pce, 10amp - 20pce, 15amp - 20pce, 20amp - 20pce, 25amp - 20pce, 30amp - 20pce



260 Pce Wire Terminal Assortment

Includes: 12-10ga Butt connector - 10Pce, 12-10ga Ring 5-6 - 15Pce, 12-10ga Ring 5-8 - 10Pce, 12-10ga Spade 5-5 - 15Pce, 16-14ga Butt connector - 15Pce, 16-14ga Bullet m. - 15Pce, 16-14ga Bullet f. - 15Pce, 16-14ga F. disconnect - 20Pce, 16-14ga Spade 2-5 - 20Pce, 16-14ga M. disconnect - 15Pce, 16-14ga Ring 2-4L - 15Pce, 16-14ga Butt connector - 10Pce, 22-18ga Butt connector - 15Pce, 22-18ga Bullet m. - 15Pce, 22-18ga Bullet f. - 15Pce, 22-18ga F. disconnect - 20Pce, 22-18ga F. disconnect - 10Pce, 22-18ga M. disconnect - 10Pce



125Pce O-Ring Assortment

SC3 5026637 662287

Includes: 3 x 1.5 - 15Pce, 4.4 x 2 - 10Pce, 5 x 2 - 10Pce, 7 x 1.5 - 10Pce, 10 x 1.5 - 10Pce, 13 x 1.5 - 10Pce, 10 x 2.5 - 5Pce, 11 x 2.5 - 5Pce, 13 x 2.5 - 5Pce, 14 x 2.5 - 5Pce, 16 x 2.5 - 5Pce, 18 x 2.5 - 5Pce, 19 x 2.5 - 5Pce, 21 x 2.5 - 5Pce, 22 x 2.5 - 5Pce, 18 x 3.5 - 5Pce, 20 x 3.5 - 5Pce, 22 x 3.5 - 5Pce



146 Pce Nylon Locknuts Set

SC6 5026637 662348

Includes: M4 - 35Pce, M5 - 35Pce, M6 - 25Pce, M8 - 25Pce, M10 - 16Pce, M12 - 10Pce



500 Pce Split Pin Assortment

SC7 5026637 662362

Includes: 150Pce - 1.6 x 25.4mm, 150Pce - 2.4 x 25.4mm, 85Pce - 2.4 x 38.1mm, 60Pce - 3.2 x 31.2mm, 35Pce - 3.2 x 50.8mm, 20Pce - 4.0 x 63.5mm

Our range of long lasting and highly effective aerosols can be used on a range of vehicles and household items such as ironwork and furniture to clean, repair, and maintain quickly. User friendly. Only use in ventilated areas.



**Multi Purpose
Foam Cleaner**

SWCHEM2

5026637 629815

PDQ of 12



**Multi Purpose
Lubricant**

SWCHEM24

5026637 647260

PDQ of 12



**Silver Wheel
Paint**

SWCHEM17

5026637 629785

PDQ of 6



**Hammer Finish
Paint - Silver**

SWCHEM39

5026637 664830

PDQ of 6



**Hammer Finish
Paint - Gold**

SWCHEM40

5026637 664847

PDQ of 6



Clear Lacquer

SWCHEM31

5026637 648823

PDQ of 6



**Hammer Finish
Paint - Green**

SWCHEM41

5026637 664854

PDQ of 6



**Hammer Finish
Paint - Grey**

SWCHEM42

5026637 664861

PDQ of 6



Chrome Effect Paint

SWCHEM16

5026637 629778

PDQ of 6



Matt Black Paint

SWCHEM25

5026637 647758

PDQ of 6



Gloss Black Paint

SWCHEM26

5026637 647765

PDQ of 6



Gloss Blue Paint

SWCHEM34

5026637 655944

PDQ of 6



Gloss White Paint

SWCHEM27

5026637 647772

PDQ of 6



Gloss Red Paint

SWCHEM33

5026637 655920

PDQ of 6



White Primer

SWCHEM28

5026637 647789

PDQ of 6



Grey Primer

SWCHEM29

5026637 647796

PDQ of 6



Tyre Sealer / Inflator

SWCHEM8

5026637 629914

PDQ of 12



Universal Heavy Duty Dog Guard

SWDG1 5026637 611476

Features: Universal Fit. Specially designed to provide safety and protection both for the driver and pet. Height adjustable. Suitable for most hatchbacks, estates & 4x4's. Can be fixed without the use of any tools



Heavy Duty Mesh Grille Universal Dog Guard

SWDG2 5026637 611483


Features: Specially designed wire mesh grill providing safety & protection for both driver & pets. Fully height adjustable with specially designed extending side panels. This mesh dog guard has a non toxic polyester powder coated finish which is pet friendly. Easily cleaned with a damp cloth. Fitted and removed simply - no tools required.
Width: 91cm - 151cm **Height:** 81cm - 133cm



Deluxe Head Rest Mount Universal Dog Guard

SWDG3 5026637 621437

Features: Universal Deluxe Dog Guard. Specially designed providing safety & protection for both driver & pets. Easy to install & adjust (supplied assembled), can be fixed without the use of any tools. Can be angled to fit the shape of a vehicles boot. Attaches to vehicles headrests, height & width adjustable. Suitable for most hatchbacks, estates and 4x4s.
Width: 84cm - 148cm **Height:** 36cm - 50cm



Deluxe Head Rest Mount Mesh Dog Guard

SWDG5 5026637 658914

Features: Simply fits to your vehicles rear head rests. Suitable for most estate & hatchback vehicles. Pre-assembled - no tools required. Adjustable width
Width: 94cm - 122cm



Deluxe Head Rest Mount Dog Guard

SWDG4 5026637 658907

Features: Specially designed providing safety & protection for both driver & pets. Easy to install & adjust, can be fixed without the use of any tools. Can be adjusted to fit the shape of most Estate & Hatchback vehicles. Attaches to vehicles headrests, height & width adjustable.



Pet Vehicle Boot Liner for Hatchback, SUV 4x4

SWPC4 5026637 618307

Features: Made with heavy duty waterproof fabric. Secures to your vehicles headrests. Built in storage pockets. Covers the whole boot area. Suitable for most hatchbacks, estates and 4x4's. Machine washable

L 143cm x W 143cm




Pet Vehicle Rear Seat Protection Cover

SWPC5 5026637 618314

Features: Universal Fit Hammock Style Pet Seat Protector. Made with heavy duty waterproof fabric. Secures to your vehicles headrests using adjustable straps with seat belt holes to keep your pet secure. Machine Washable.

L 140cm x W 140cm



Pet Barrier

SWPET4 5026637 626258

Features: Universal Car Front Seat Pet Barrier. Designed to provide a safety barrier between front and rear seats for both pets & driver. Pop up wire frame design, folds for easy storage. Easy to fit - no tools requires.



Rear Seat Protector with Logo

SWPET1 5026637 619137

Features: Universal Rear Pet Seat Cover. Made from durable fabric with water resistant backing. Easy to fit single cover, using elastic straps with seat belt access points. Easy to clean, simply wipe over with a damp cloth.

L 107cm x W 134cm



Pet Hammock

SWPET2 5026637 619144

Features: Machine washable and waterproof. Features 2 storage pockets. Additional Velcro openings allow the seat belt to fasten to secure your pet. Easily secures using adjustable straps with quick release clips.

L 148cm x W 140cm



2 in 1 Pet Car Seat and Seat Protector

SWPET9 5026637 665486

Features: Ideal for most cars & 4x4's. Zip-up side panels & 2 strong securing straps around the seat and headrest. Made from heavy duty quilted Oxford Fabric. Waterproof and Anti Slip Backing.

Size when side panels are down: 45cm W x 40cm D x 78cm H
 Size when side panels are up: 45cm W x 40cm D x 56m H



Dog Ramp

SWPET8 5026637 664045

Features: Non-slip coating on the surface. Folds away when not in use. Maximum load bearing: 90KG

Unfolded size: 155 x 39.5 x 10cm (L x W x D)
 Folded size: 78 x 39.5 x 20cm (L x W x D)



Dog Anchor

LWACC21 5026637 625107

Dog Anchor with Tether

LWACC493 5026637659508

Features: Ideal for Caravanning, camping, picnics or in the garden, allowing your dog to remain secure whilst roaming freely. The screw in stake is 16.5" (42cm) long approx. Can screw into the ground up to 9" (23cm) approx. Tether protected by PVC cover to help prevent corrosion.



Collapsible Pet Car Kennel

SWPET12 5026637 669422

Features: Breathable - well ventilated mesh windows on all sides, with top & side zip openings for easy access. The compact and lightweight unit is transportable and easy to store away when not in use, simply fold flat and zip up. Pockets for food or toy storage whilst on the go. Detachable, washable and padded fleece mat ensuring your pet has the most comfortable journey.

Unfolded Size: L 49cm x W 49cm x H 49cm

Folded Size: L 49cm x W 49cm x H 5cm



Pet Cool Mat 95cm x 80cm

SWPET10 5026637 667855

Features: Waterproof and hygienic wipe-clean surface. Flexible, portable and folds away for easy storage. Ideal for use indoors and outdoors. Double sided non-toxic gel. Safely and gradually reduces your pets body temperature.



Pet Cool Mat 90cm x 50cm

SWPET7 5026637 661051

Features: Waterproof and hygienic wipe-clean surface. Flexible, portable and folds away for easy storage. Ideal for use indoors and outdoors. Double sided non-toxic gel. Safely and gradually reduces your pets body temperature.

Index

Product(s)	Page No.	Product(s)	Page No.	Product(s)	Page No.
12V Adaptors	50-51	Carawash	92	Frame Mate	23
12V Power Sockets	50-51	Cargo Bag	96	Fresh Water Jerry Can	35
13/7 Pin Adaptor	61	Cargo Net	96-	Fuel Can	100
7/13 Pin Adaptor	61	Carpet	23	Funnels	100
Aerosols	106-107	Carpet Clamps	70	Fuses	104
Air Compressors	75 & 103	Ceramic Gas Heater	48	Gadget Holders	52-54
Air Fresheners	93	Chairs	28-29	Garden Furniture	113
Air Fryer	43	Chamois	89	Garden Hose	31
Aluminium Rivets	105	Chock Master	65	GB Sticker	69
Aqua Flexi Blade	89	Cigarette Lighter	51	Glass Cleaner	88
Aquastretch	31	Cleaning & Valeting	86	GPS Satellite Vehicle Tracker	55
Assortment Boxes	104-105	Cleaning Chemicals	88	Grill	42
Awning Accessories	23-24	Cleaning Kit	86	Groundsheet Clips	70
Awning Carpet	25	Collapsible Kitchenware	40-41	Hair Dryer	50
Awning Light	85	Collapsible Pet Car Kennel	111	Hair Straighteners	50
Awning Rail	25	Collapsible Washing Machine	49	Headlamp	84
Awnings	10-23	Cooking	40-46	Heater Element	45
Axle Stand	102	Cooking Appliances	42-45	Heaters	48
Back Cushions	66	Cooking Range	44	Hi Vis Vest	63
Back Support	66	Corner Steadies	64	Hitch Cover	62
Battery Charger	78-79	Coupling Locks	60	Hitch Locks	60
Battery Terminals	61	Cup Holder	28	Hook Up Adaptors	39
Battery Terminal Connectors	61	Cycle Carriers	97	Hose	31
Battery/Alternator Tester	77	Cycle Racks	97	Hot Plate	45
Beaded Seat Cushion	67	Dash Cams	56-57	Induction Cooker	43
Beam Deflector	69	De Mist Pad	89	Induction Hob	43
Bicycle Racks	97	Dehumidifiers	34-35	Intelligent Battery Chargers	78-79
Bins	70	Dog Anchor	111	Inverters	80-81
Bit Set	101	Dog Guards	108-109	Jack Stands	102
Blade Fuses	104	Dog Ramp	110	Jerry Can	35 & 100
Blaster Brush	91	Domestic Cleaner	88	Jockey Wheel	62
Booster Cables	79	Driving Recorder	56-57	Jumper Cables	79
Boot Liners	69	Easy Rack	96	Kettles	41 & 45
Boot Mats	69	Eco Washer	49	Kids Travel Table	69
Boot Organiser	96	Electric Oven	42	Kitchen & Bathroom Fittings	47
Breakaway Cable	60	Electrical Accessories	38-39	Lacquer	
Bucket	41	Emergency jumpstarter	74-75	Levelling Ramps	65
Bulb & Fuse Kits	102	Euro Beam Deflector	69	Light Stream	85
Cabinet Heater	48	EVA Flooring	23	Liquid Transfer Pump	100
Cable Reels	39	Event Data Recorder	56-57	Loading Ramp	95
Cable Tidys	39	Extension Cables	38-39	Locking Grip Wrench Set	101
Car Fans	71	Fans	71	Locknuts Assortment	105
Car to Car Starter	77	Finding Level	9	Lubricant	106
Car Wash Brushes	90-91	First Aid Kits	63	Luggage Elastics	98-99
Car Wash Kit	86	Floor Mats	23	Mallet	24
Caravan & Motorhome Cleaner	88	Foam Cleaner	106	Melamine Dinner Sets	46
Caravan Feet	64	Folding Bin	70	Memory Foam Neck Pillow	66
Caravan Ramps	65	Folding Furniture	28-29	Microfibre Cloths	87-88

Product(s) **Page No.**

Microfibre Towel	88
Microwave	42
Mobile Mains Unit	38
Movers	4-9
Mud Grips	65
Neck Pillow	66
Night Vision Driving Glasses	67
Nylon Locknuts	105
O Rings	104-105
Ovens	42-44
Pans	40-41
Parking Posts	82-83
Peg & Mallet Kit	26
Peg Mate	27
Pegs	26
Pet Barrier	108-109
Pet Boot Liner	109
Pet Cool Mats	111
Pet Seat Protectors	109-110
Phone Holders	52-54
Pin Adaptors	61
Portable Showers	36
Portable Toilets	37
Portacook Butane Cooker	42
Portawash & Portawash +	49
Power Banks	74
Power Sprayers	92
Primer	107
Qi Enabled Phone Holder	54
Radiator	48
Ramp	95
Roller Blinds	67
Roof Bag	95
Roof Bars	94
Sat Nav Holders	52
Seat Organiser	69
Seat Protectors	68
Seat Support Cushion	66
Showers	36
Skilllet	43
Soap Holder	47
Socket Set	101
Soft Roof Rack	96
Solar Trickle Chargers	76
Solar Water Features	114-117
Spare Waste Hog Cap	34
Sponge	87
Spray Paint	106-107

Product(s) **Page No.**

Squeegee	89
Stak-a-Set	64
Steps	72-73
Suction Fittings	47
Suction Hooks	47
Sun Visors	67
Sunshades	67
Swivel Cushion	66
Tarpaulin	70
Thermal Window Blinds	68
Toilets	37
Toilet Roll Holder	47
Toothbrush Holder	47
Torch	84-85
Torches & Lighting	84-85
Torx Set	101
Towel Holder	47
Towing Mirrors	58-59
Tracking Device	55
Trailer Boards	62
Trailer Hitch	62
Travel Pillow	66
Trickle Chargers	76-77
Trolleys	25
Tyre Depth Gauge	102
Tyre Pressure Monitoring System	54
Tyre Sealer/Inflator	107
USB Adaptor	50-51
USB Power Sockets	50-51
Vacuum Cleaner	89
Valeting Kit	86
Walking Stick Seat	28
Warning Triangle	62
Washing Machines	49
Wastehog	33
Water Carrier	33-36
Water Feature	114-117
Water Mains Adaptor	36
Waterhog	33
Waterhog Bag	34
Wheel Brace	102
Wheel Chocks	65
Wheel Clamps	83
Windbreaks	23-24
Wing Mirror Extenders	58-59
Wire Terminal Assortment	105
Work Light	84-85
Yoga Grill	42

Leisurewize is a sister brand to The Ace Supply Company Ltd's highly established auto accessories brand, Streetwize and their garden focused brand, Gardenwize. If you're looking for something that you can't find here then visit our website to browse our full range of products:

www.streetwizeaccessories.com

or phone us to request catalogues for our Streetwize and Gardenwize range:

+44 161 447 8580








EMOVE[®]

 Streetwize Leisurewize

 @StreetwizeOfficial
@LeisurewizeOfficial

 /swtwofficial

 @swtwofficial

Distributed by



The Ace Supply Co Ltd,

Unit 1, Royce Trading Estate,

Ashburton Rd West,

Trafford Park,

Manchester,

M17 1RY

E-mail:

sales@streetwizeaccessories.com

support@streetwizeaccessories.com

Telephone:

+44 (0)161 447 8580







+44 (0)161 764 2780

Fax:

+44 (0)161 764 2780

Gardenwize

Catalogue 2020/21



Birdbaths & Fountains



**SOLAR 2 OWL BIRDBATH
SWGSL118**

Hand painted, weatherproof resin birdbath is a great addition to any garden. Also features a built in solar LED bulb that automatically lights up in the evening and charges during sunny or cloudy weather. H 40cm X W 25cm.



**SOLAR 2 MEERKAT BIRDBATH
SWGSL16**

Hand painted, weatherproof resin birdbath is a great addition to any garden. Also features a built in solar LED bulb that automatically lights up in the evening and charges during sunny or cloudy weather. H 40cm X W 25cm.



**SOLAR 2 FAIRY BIRD BIRDBATH
SWGSL195**

Hand painted, weatherproof resin birdbath is a great addition to any garden. Also features a built in solar LED bulb that automatically lights up in the evening and charges during sunny or cloudy weather. H 40cm X W 25cm.



**SOLAR ADORABLE PUPPIES BIRDBATH
SWGSL213**

Hand painted, weatherproof resin birdbath is a great addition to any garden. Also features a built in solar LED bulb that automatically lights up in the evening and charges during sunny or cloudy weather. H 40cm X W 25cm.



**SOLAR PAIR OF PUGS BIRDBATH
SWGSL214**

Hand painted, weatherproof resin birdbath is a great addition to any garden. Also features a built in solar LED bulb that automatically lights up in the evening and charges during sunny or cloudy weather. H 40cm X W 25cm.



**SOLAR NOVELTY GNOME BIRDBATH
SWGSL212**

Hand painted, weatherproof resin birdbath is a great addition to any garden. Also features a built in solar LED bulb that automatically lights up in the evening and charges during sunny or cloudy weather. H 40cm X W 25cm.



**SOLAR RABBIT BIRDBATH
SWGSL228**

Hand painted, weatherproof resin birdbath is a great addition to any garden. Also features a built in solar LED bulb that automatically lights up in the evening and charges during sunny or cloudy weather. H 40cm X W 25cm.



**ORNATE RACCOON BIRDBATH
SWGSL165**

Hand painted, weatherproof resin birdbath is a great addition to any garden. Also features a built in solar LED bulb that automatically lights up in the evening and charges during sunny or cloudy weather. H 40cm X W 25cm.



**SOLAR READING CHERUB BIRDBATH
SWGSL215**

Hand painted, weatherproof resin birdbath is a great addition to any garden. Also features a built in solar LED bulb that automatically lights up in the evening and charges during sunny or cloudy weather. H 40cm X W 25cm.



**SOLAR CHERUB WATER FEATURE
SWGSL219**

Hand painted, weatherproof resin fountain is a great addition to any garden. Also features a built in solar LED bulb that automatically lights up in the evening and charges during sunny or cloudy weather. H 40cm X W 25cm.



**TWO TIER CLASSIC SOLAR WATER FEATURE
MAV20**

Made from a strong polyresin material this bird bath fountain creates a relaxing environment for gardens, patios and backyards. Features LED lights along with a water pump that creates a pleasurable water sound. Battery back up stores up to 5 hours worth of extra running time, works day or night. H 83cm X W 46cm.



**TWO TIER VERDI SOLAR WATER FEATURE
MAV21**

Made from a strong polyresin material this bird bath fountain creates a relaxing environment for gardens, patios and backyards. Features LED lights along with a water pump that creates a pleasurable water sound. Battery back up stores up to 5 hours worth of extra running time, works day or night. H 83cm X W 46cm.



**SQUARE TWO TIER SOLAR WATER FEATURE
MAV22**

Made from a strong polyresin material this two tier bird bath fountain creates a relaxing environment for gardens, patios and backyards. Features LED lights and a water pump that creates a pleasurable water sound. Battery back up stores up to 5 hours worth of extra running time, works day or night. H 83cm X W 46cm.



**CASCADE SOLAR WATER FEATURE
MAV23**

Made from a strong polyresin material this bird bath fountain creates a relaxing environment for gardens, patios and backyards. Features LED lights along with a water pump that creates a pleasurable water sound. Battery back up stores up to 5 hours worth of extra running time, works day or night. H 83cm X W 46cm.




**SOLAR DECORATIVE WATER FEATURE
MAV19**

Made from a strong polyresin material this bird bath fountain creates a relaxing environment for gardens, patios and backyards. Features LED lights along with a water pump that creates a pleasurable water sound. Battery back up stores up to 5 hours worth of extra running time, works day or night. H 83cm X W 46cm.



**SOLAR LION HEAD WATER FEATURE
SWGSL207**

Made from durable weatherproof resin, this solar powered water feature is low maintenance and draws its power from sunlight. H 46cm X W 30cm.



**SOLAR RED TERRACOTTA CASCADING WATER FEATURE
SWGSL233**

Made from durable weatherproof polyresin, this fountain is ideal for all weather conditions and is a great addition to any garden. Battery back up stores up to 5 hours worth of extra running time, works day or night. H 49cm X W 39cm.



**SOLAR BLUE TERRACOTTA CASCADING WATER FEATURE
SWGSL234**

Made from durable weatherproof polyresin, this fountain is ideal for all weather conditions and is a great addition to any garden. Battery back up stores up to 5 hours worth of extra running time, works day or night. H 49cm X W 39cm.



**SOLAR CASCADING TERRACOTTA WATER FEATURE
SWGSL227**

This 4 tier cascading water fountain creates a peaceful and relaxing atmosphere in any garden, outdoor area or pond. Battery back up stores up to 5 hours worth of extra running time, works day or night. H 53cm X W 38cm.



**SOLAR STONE WALL WATER FEATURE
SWGSL208**

Made from durable weatherproof resin, this solar powered water feature is low maintenance and draws its power from sunlight. H 45cm X W 30cm.



**SOLAR BUDDHA WATER FEATURE
SWGSL209**

Made from durable weatherproof resin, this solar powered water feature is low maintenance and draws its power from sunlight. H 46cm X W 34cm.



**SOLAR PLINTH & BALL WATER FEATURE
SWGSL231**

Made from durable weatherproof resin, battery back up stores up to 5 hours worth of extra running time, works day or night. H 58cm X W 28cm.



**SOLAR PEBBLE WATER FEATURE
SWGSL232**

Made from durable weatherproof resin, battery back up stores up to 5 hours worth of extra running time, works day or night. H 30cm X W 50cm.



**SOLAR LAYER CHARCOAL WATER FEATURE
SWGSL229**

Made from durable weatherproof resin, battery back up stores up to 5 hours worth of extra running time, works day or night. H 60cm X W 45cm.



**SOLAR ROCK WATER FEATURE
SWGSL230**

Made from durable weatherproof resin, battery back up stores up to 5 hours worth of extra running time, works day or night. H 50cm X W 45cm.



**SOLAR SQUARE BLACK BALL WATER FEATURE
SWGSL220**

Made from durable weatherproof resin, battery back up stores up to 5 hours worth of extra running time, works day or night. H 35cm X W 36cm.

Solar Lights



**SOLAR MEERKAT COLOUR CHANGING BALL
SWGSL3**

Solar powered garden light features a colour changing ball light that adds a fun novelty to any garden. Made from a durable weather proof resin with a fine detail, hand painted finish. H 31cm X W 16cm.



**SOLAR MEERKAT WELL BALL LIGHT
SWGSL145**

Solar powered garden light features a colour changing ball light that adds a fun novelty to any garden. Made from a durable weather proof resin with a fine detail, hand painted finish. H 31cm X W 16cm.



**SOLAR OWL MULTI COLOUR BALL LIGHT
SWGSL123**

Solar powered garden light features a colour changing ball light that adds a fun novelty to any garden. Made from a durable weather proof resin with a fine detail, hand painted finish. H 31cm X W 16cm.



**SOLAR FAIRY LED BALL LIGHT
SWGSL199**

Solar powered garden light features a colour changing ball light that adds a fun novelty to any garden. Made from a durable weather proof resin with a fine detail, hand painted finish. H 31cm X W 16cm.



**SOLAR CHERUB BALL LIGHT
SWGSL218**

Solar powered garden light features a super bright LED light that adds a fun novelty to any garden. Made from a durable weather proof resin with a fine detail, hand painted finish. H 18cm X W 13.5cm.



**SOLAR PAIR OF CHERUB LIGHTS
SWGSL202**

Solar powered garden lights feature a super bright LED light that adds a fun novelty to any garden. Made from a durable weather proof resin with a fine detail, hand painted finish. H 34cm X W 12cm.



**SOLAR FAIRIES UNDER LAMP POST
SWGSL139**

Solar powered garden light features a super bright LED light that adds a fun novelty to any garden. Made from a durable weather proof resin with a fine detail, hand painted finish. H 32cm X W 16cm.



**SOLAR FAIRY WITH FLOWING DRESS
SWGSL201**

Solar powered garden light features a super bright LED light that adds a fun novelty to any garden. Made from a durable weather proof resin with a fine detail, hand painted finish. H 41cm X W 15cm.



**SOLAR FAIRY WITH BIRD
SWGSL151**

Solar powered garden light features a super bright LED light that adds a fun novelty to any garden. Made from a durable weather proof resin with a fine detail, hand painted finish. H 47.5cm X W 24cm.



**SOLAR ORNATE RESIN ANGEL
SWGSL12**

Solar powered garden light features a super bright LED light that adds a fun novelty to any garden. Made from a durable weather proof resin with a fine detail, hand painted finish. H 31.5cm X W 15cm.



**SOLAR ANGEL BIRDBATH LIGHT
SWGSL152**

Solar powered garden light features a colour changing LED light that adds a fun novelty to any garden or patio. Made from a durable weather proof resin with a fine detail, hand painted finish. H 40cm X W 25cm.



**SOLAR HAPPY PIG LIGHT
SWGSL175**

Solar powered garden light features a super bright LED light that adds a fun novelty to any garden. Made from a durable weather proof resin with a fine detail, hand painted finish. H 29.5cm X W 14.5cm.



**SOLAR DUCK WITH 3 ILLUMINATED DUCKLINGS
SWGSL149**

Solar powered garden lights feature super bright LED lights that add a fun novelty to any garden. Made from a durable weather proof resin with a fine detail, hand painted finish. Large Duck: H 26cm X W 22.8cm. Ducklings: H 8cm each.



**SOLAR ANIMALS ON ROCKS X 3
SWGSL138**

Set of 3 solar powered garden lights feature super bright LED lights that add a fun novelty to any garden. Made from a durable weather proof resin with a fine detail, hand painted finish. H 11cm X W 15cm.



**PAIR OF SOLAR 23CM HANGING BAY BALLS
SWGSL75**

Pair of hanging bay balls featuring 20 long life LED lights powered by built in solar recharging cells. 23cm diameter.



**SOLAR CRYSTAL HANGING BALL
SWGSL132**

Dazzling crystal hanging ball featuring a super bright LED light, powered by built in solar panel. 10cm diameter.




**SOLAR HEDGEHOG WITH BAY BALL
SWGSL210**

Solar powered garden light feature a super bright LED lights that adds a fun novelty to any garden. Made from a durable weather proof resin with a fine detail, hand painted finish. H 15cm X W 21cm.



**SOLAR PAIR OF POST LIGHTS
SWGSL51**

Pair of solar post lights great for tastefully illuminating any garden or grass area. Feature super bright LED bulbs, powered by a solar panel. H 152cm X W 17cm.



**SOLAR TOPIARY BAY BALLS
SWGSL191**

Pack of 6 topiary bay balls featuring super bright LED lights, powered by built in solar recharging cells. Simply stick into soft ground for a beautiful addition to any garden or grass area. H 33cm. 16cm diameter.



**PAIR OF SOLAR 23CM BAY TREES
SWGSL86**

Pair of bay trees featuring 20 super bright LED lights, powered by built in solar recharging cells. Simply stick into soft ground for a beautiful addition to any garden or grass area. H 35cm. 23cm diameter.

Garden Ornaments



**GAME OF GNOMES
SWGSL217**

Solar powered garden ornament features a bright LED light that adds a fun novelty to any garden. Made from a durable weather proof resin with a fine detail, hand painted finish. H 20cm X W 12cm.



**LET ME TAKE A SELFIE GNOMES
SWGSL216**

Solar powered garden ornament features a bright LED light that adds a fun novelty to any garden. Made from a durable weather proof resin with a fine detail, hand painted finish. H 22cm X W 13.5cm.



**WIRE FRAME BIRD CAGE CLOCK
SWGSL221**

Decorative wire bird cage clock sports a classic roman numeral clock face. This battery powered vintage style clock is lightweight and is suitable for use indoors and outdoors. H 28cm X W 26cm.



**FAIRY WITH BIRD & FLOWERS
SWGSL120**

Made from durable weather proof resin, this fairy garden ornament brings cheer to any garden. H 42cm X W 19cm.



**3 PACK OF FAIRIES ON TOADSTOOLS
SWGSL153**

Set of 3 fairies sat on toad stools gives any garden a fun and playful look. Made from a hand painted durable weatherproof resin. H 9cm X W 15cm.



**OBELISK TOPIARY
SWGSL237**

Adds elegance and beauty to any garden, features a removeable base for planting or repotting in any pot of your choosing. H 85cm X W 24cm.

**BAY BALL TALL TREE IN POT
SWGSL238**

Adds elegance and beauty to any garden, features a removeable base for planting or repotting in any pot of your choosing. H 86cm X W 27cm.

Tree Lights



**WILLOW TREE OUTDOOR DECORATION WITH SOLAR LIGHTS
SWGSL239**

Illuminating willow tree adds a sense of fantasy to any garden or outdoor area. Featuring 100 LED lights powered by a rechargeable solar panel that stores energy from the sun. H 156cm X W 43cm.




**PACK OF 3 60 LED SOLAR TREE LIGHTS
SWGSL270**

Add elegance and grace to any garden or outdoor area. Features 60 LED lights powered by a solar panel. H 70cm X W 57cm.



**SOLAR EXPANDING TRELLIS WITH LED LIGHTS
SWGSL222**

Featuring 100 LED solar powered fairy lights along with a realistic wood and green leaf effect, this expanding trellis is a great addition to any garden or patio. H 80cm - 120cm X W 30cm - 200cm.



**SOLAR 120CM 100 LED PINK CHERRY BLOSSOM TREE
SWGSL235**

Illuminating blossom tree adds a sense of fantasy to any garden or outdoor area. Featuring 100 LED lights powered by a rechargeable solar panel that stores energy from the sun. H 120cm X W 64cm.



**PACK OF 10 SOLAR FAIRY PATHWAY LIGHTS
SWGSL255**

Create sophisticated gardens or outdoor areas with these modern fairy lights. Ideal for illuminating paths or walk ways, features a super bright LED light powered by a solar panel. H 39cm X W 5cm.



**PAIR OF SOLAR SHEPHERD CROOKS OUTDOOR LANTERNS
SWGSL242**

Illuminate garden areas with super bright LED lights, powered by solar panels. Sleek and modern design improves any garden or outdoor area. H 50cm X W 25cm.



**SOLAR DIAMOND EFFECT LIGHTS PACK OF 4
SWGSL241**

Solar powered diamond lights add elegance to any garden or patio. Ideal for illuminating paths or walk ways. H 29cm X W 14cm.




**SOLAR GLASS WALL LIGHT
SWGSL251**

Illuminates any garden or outdoor area with class. Features a super bright LED bulb powered by a solar panel. H 25cm X W 20cm.



**PACK OF 4 SOLAR DECK LIGHTS
SWGSL252**

Improves garden visibility with super bright LED deck lights. Features 4 LED lights per unit, powered by a solar panel. Great for illuminating paths or walking areas. 12cm circumference.





**PACK OF 4 MULTI FUNCTION COLOUR CHANGING STAKE LIGHTS
SWGSL240**

Add fun and playful colours to any garden or outdoor area with these multifunction stake lights. Function as either stake lights or hanging lights. Features a super bright LED light powered by a solar panel. H 38cm X W 7cm.



**PAIR OF SOLAR DISCO STAKE LED LIGHTS
SWGSL245**

Add a fun novelty to any garden or outdoor area with these solar powered stake lights. Featuring multicoloured LED lights along with an on / off button to save power. H 30cm X W 12cm.





**SOLAR NEON CACTUS STAKE LIGHT
SWGSL243**

Add a fun novelty to any garden or outdoor area with this solar powered stake light. Featuring a neon green style LED light along with an on / off button to save power. H 89cm X W 13cm.



**SOLAR NEON FLAMINGO STAKE LIGHT
SWGSL244**

Add a fun novelty to any garden or outdoor area with this solar powered stake light. Featuring a neon green style LED light along with an on / off button to save power. H 89cm X W 13cm.



**PAIR OF SOLAR STAKE STARBURST LED LIGHTS
SWGSL246**

Create an exciting garden atmosphere with these starburst stake lights. Powered by solar panels with on / off switches to save power. H 96cm X W 53cm.



**PACK OF 4 CROWN SOLAR STAKE LIGHTS
SWGSL250**

Illuminate garden areas with super bright LED lights, powered by solar panels. Sleek and modern design improves any garden or outdoor area. H 40cm X W 13cm.




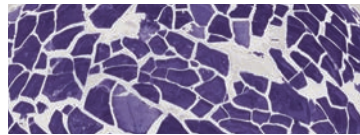
**GIANT SOLAR 15CM CRACKLE GLASS SPHERE LED LIGHT
SWGSL249**

Create an enchanting environment in any garden or outdoor area with this solar crackle glass sphere. Featuring multiple super bright LED lights powered by built in solar panel. 15cm circumference.



**PAIR OF SOLAR POWERED LED CRACKLE BALLS
SWGSL248**

Create an enchanting environment in any garden or outdoor area with these solar crackle glass spheres. Featuring multiple super bright LED lights powered by built in solar panel. 7cm circumference.



**PACK OF 4 SOLAR MOSAIC STAKE LIGHTS
SWGSL247**

Tastefully add colour and light to any garden or outdoor area. Featuring a solar powered LED light with fun multicoloured mosaic patterns. H 23cm X W 6cm.



**PACK OF 2 SOLAR MOSAIC STAKE LIGHTS
SWGSL271**

Tastefully add colour and light to any garden or outdoor area. Featuring a solar powered LED light with fun multicoloured mosaic patterns. H 70cm X W 10cm.



**PACK OF 4 SOLAR ROUND CRYSTAL STAKE LIGHTS
SWGSL254**

Add elegance and grace to any garden or outdoor area. Features a super bright LED light powered by a solar panel. H 38cm X W 6cm.



**PACK OF 4 SOLAR CRYSTAL STAKE LIGHTS
SWGSL253**

Add elegance and grace to any garden or outdoor area. Features a super bright LED light powered by a solar panel. H 33cm X W 6cm.

Decorative Planters



**DECORATIVE ROUND STONE EFFECT PLANTER
MAV1**

Featuring a sturdy fiberstone construction with a textured finish, this garden planter is built to withstand all kinds of weather conditions. Ideal for any garden, especially ones in need of a revamping. H 35cm X W 44cm.



**DECORATIVE SQUARE STONE EFFECT PLANTER
MAV2**

Featuring a sturdy fiberstone construction with a textured finish, this garden planter is built to withstand all kinds of weather conditions. Ideal for any garden, especially ones in need of a revamping. H 35cm X W 43cm.



**42CM STONE EFFECT TALL DECORATIVE FIBERSTONE PLANTER
MAV3**

Featuring a sturdy fiberstone construction with a textured finish, this garden planter is built to withstand all kinds of weather conditions. Ideal for any garden, especially ones in need of a revamping. H 42cm X W 33cm.



**50CM DECORATIVE SQUARE STONE EFFECT FIBERSTONE PLANTER
MAV4**

Featuring a sturdy fiberstone construction with a textured finish, this garden planter is built to withstand all kinds of weather conditions. Ideal for any garden, especially ones in need of a revamping. H 50cm X W 32cm.



33CM STONE EFFECT DECORATIVE MILKING VASE FIBERSTONE PLANTER MAV10

Featuring a sturdy fiberstone construction with a textured finish, this garden planter is built to withstand all kinds of weather conditions. Ideal for any garden, especially ones in need of a revamping. H 34cm X W 32cm.



FAUX LEAD ROUND PLANTER MAV11

Featuring a sturdy fiberstone construction with a textured finish, this garden planter is built to withstand all kinds of weather conditions. Ideal for any garden, especially ones in need of a revamping. H 27cm X W 33cm.



33CM ROUND METAL EFFECT MILKING FIBERSTONE PLANTER MAV12

Featuring a sturdy fiberstone construction with a textured finish, this garden planter is built to withstand all kinds of weather conditions. Ideal for any garden, especially ones in need of a revamping. H 27cm X W 33cm.



TALL MILKING URN PLANTER FAUX MAV13

Featuring a sturdy fiberstone construction with a textured finish, this garden planter is built to withstand all kinds of weather conditions. Ideal for any garden, especially ones in need of a revamping. H 45cm X W 36cm.



**TALL STONE EFFECT MILKING URN
MAV14**

Featuring a sturdy fiberstone construction with a textured finish, this garden planter is built to withstand all kinds of weather conditions. Ideal for any garden, especially ones in need of a revamping. H 45cm X W 36cm.



**44CM LEAD EFFECT ROUND FIBERSTONE PLANTER
MAV17**


Featuring a sturdy fiberstone construction with a textured finish, this garden planter is built to withstand all kinds of weather conditions. Ideal for any garden, especially ones in need of a revamping. H 33cm X W 39cm.



**FAUX LEAD TROUGH PLANTER
MAV16**

Featuring a sturdy fiberstone construction with a textured finish, this garden planter is built to withstand all kinds of weather conditions. Ideal for any garden, especially ones in need of a revamping. H 60cm X W 22cm.





STONE EFFECT TROUGH PLANTER

MAV15

Featuring a sturdy fiberstone construction with a textured finish, this garden planter is built to withstand all kinds of weather conditions. Ideal for any garden, especially ones in need of a revamping. H 60cm X W 22cm.



37CM LEAD EFFECT ROUND FIBERSTONE PLANTER

MAV18


Featuring a sturdy fiberstone construction with a textured finish, this garden planter is built to withstand all kinds of weather conditions. Ideal for any garden, especially ones in need of a revamping. H 33cm X W 39cm.

Cushions & Ottomans



SWGSL256

Pair of scatter cushions with a flamingo and palm tree pattern. 40cm X 40cm.



SWGSL258

Pair of seat cushions with an entertaining flamingo and palm tree pattern. 45cm X 45cm.



SWGSL259

Pair of scatter cushions with a green and grey tree leaves pattern. 40cm X 40cm.



SWGSL261

Pair of seat cushions with a green and grey tree leaves pattern. 45cm X 45cm.



SWGSL262

Pair of scatter cushions with a grey and white geometric pattern. 40cm X 40cm.




SWGSL264

Pair of seat cushions with a grey and white geometric pattern. 45cm X 45cm.



SWGSL265

Pair of scatter cushions with a botanical green palms pattern. 40cm X 40cm.



SWGSL267

Pair of scatter cushions with an orange cube design pattern. 40cm X 40cm.



SWGSL268

Pair of scatter cushions with a modern stripe pattern. 40cm X 40cm.



SWGSL269

Pair of scatter cushions with a luxury blue Hawaiian pattern. 40cm X 40cm.





SWGSL257
Ottoman with a flamingo and palm tree pattern.
H 30cm X W 57cm.



SWGSL260
Ottoman with a modern green and grey tree leaves pattern.
H 30cm X W 57cm.



SWGSL263
Ottoman with a grey and white geometric pattern.
H 30cm X W 57cm.



SWGSL266
Ottoman with a luxury botanical green palm leaves pattern.
H 30cm X W 57cm.



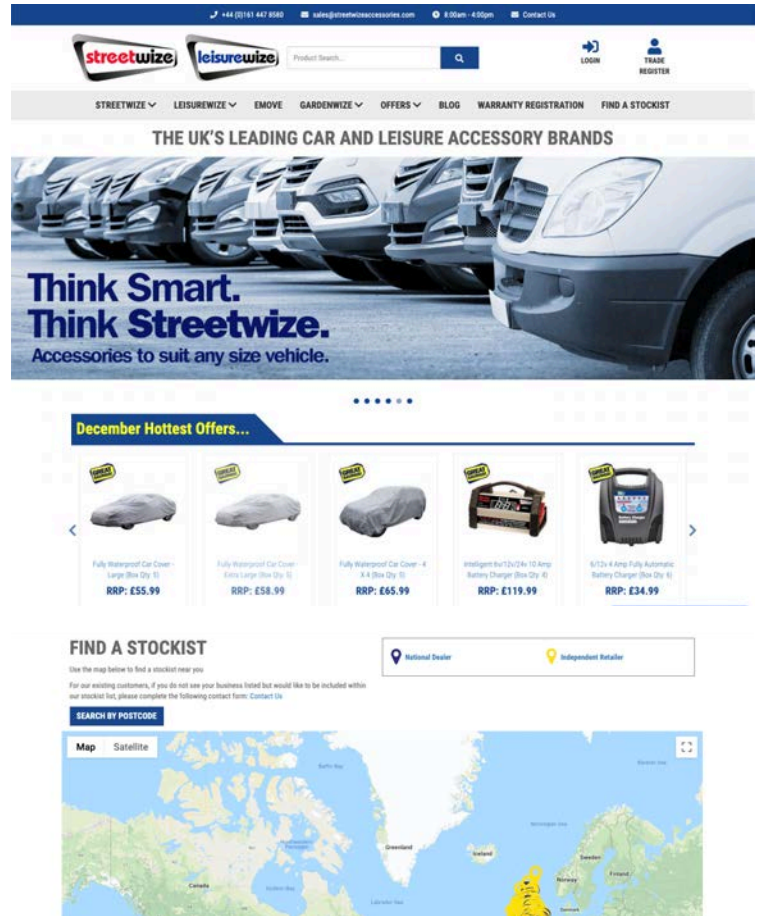
Try Our Other Brands

Try our other brands for the best solutions to your car, camping and caravan accessory demands.







Visit Our Website

For more information on our other brands and ranges, please visit our website: www.streetwizeaccessories.com.



Every effort has been made to ensure the specifications and images in this catalogue are correct at the time of going to print, however, technical data, dimensions, weights and images serve as a guide only. Sometimes product specifications may change, in such instances we will do our best to inform you. All our sizes and measurements are approximate but we do try to ensure they are as accurate as possible. No guarantee is given or implied that products will adhere to the specification, images and illustrations published.



Streetwize Accessories
 Unit1
 Royce Trading Estate
 Ashburton Road West
 Trafford Park
 Manchester
 M17 1RY

Sales Office:
sales@streetwizeaccessories.com
 0161 447 8580

Product Support:
support@streetwizeaccessories.com
 0161 447 8597



streetwize
MOBILITY



www.streetwizeaccessories.com



Features: Universal Fit. Easy to put on and take off. Provides protection from wind, rain, snow etc.



Wheelchair and Scooter Poncho (Coverall)

SWMOB1 5026637 622304



Features: Spacious & Durable. A convenient way to carry your belongings. Easily removed when required for shopping. Strong load bearing handles.

Wheelchair Bag

SWMOB3 5026637 622328



Heated Seat Cushion with Lumbar Support

Features: This is the ideal car accessory for maximum back support and better spinal alignment. Ergonomic design allows the cushion to conform to your seated stance or posture and includes elastic straps to connect to seats, and a remote control. Heat soothes and relieves sore backs

Mesh Back Support
SWBR1



5026637 621116

Memory Foam Neck Pillow
SWNP1



5026637 629693



Back Support Cushion

SWOC 5026637 618857



Back Comfort Cushion

SWOC3 5026637 661273



Swivel Cushion with 4.5" Memory Foam

SWSV2 5026637 621482




Seat Support Memory Foam Cushion

SWSSW 5026637 661396



Blind Spot Mirrors

SWBS4 5026637 645747



Easy Steer 8 Ball

SWES 5026637 601873



Plastic Non-Slip Half Step

SWMOB4 5026637 659379

Features: Great for use around the home and garden. Ideal for people with limited mobility as the step reduces the height of steps and doorsteps. Supports up to 150KG. **Size approx.** 49.7cm x 40cm x 9.5cm.



Stackable Bathroom Step

SWMOB9

Features: Versatile stackable design to provide adjustable height access for different uses. Anti-slip surface providing confidence when entering & exiting baths & showers. Hard-wearing (PP & EVA) construction with anti-slip feet.



Features: Walking stick folding stool/chair - Lightweight aluminium frame. Foam padded handles for extra comfort. Supports Max weight of 100kg. Seat height (open): 55cm. Handle height (folded): 87cm.

Walking Stick Seat

LW7 5026637 627880



Features: Walking stick folding stool/chair - Lightweight aluminium frame. Foam padded handles for extra comfort. Supports Max weight of 100kg. Large (15cm x 32cm) seat area. Seat height when open: 55cm. Handle height when folded: 87cm.

Multi-Purpose Foldable Step

SWMOB10 5026637 660825



Set of 4 Furniture Risers

SWMOB11 5060701 690004

Features: Perfect for raising beds, chairs and other furniture. Makes getting out of chairs easier. Broad based for stability. Low durable lip around top of each riser to prevent furniture legs from sliding off. Hard wearing and durable.



Seat Riser Cushion

SWMOB12 5060701 690011

Features: This seat raiser is an effective alternative to chair raisers. The seat height is raised by inserting the raiser either above or below the existing seat cushion.



Wheelchair Cosy

SWMOB8 5026637 660733

Features: Waterproof and fleece lined. Keeps the user warm and dry and comfortable. Designed for comfort and warmth, the wheelchair cosy will keep out the wind and rain on even the chilliest of days. Ideal for use in conjunction with the Wheelchair Poncho, the Wheelchair Cosy is very easily fitted and comprises a back panel and a zip-sided covering for the whole of the lower body. The wheelchair cosy is machine washable at low temperatures.



Need A Loo PDQ OF 8

LWACC310 5026637 653599

Features: Portable bucket style toilet complete with a snap on traditional style seat. It has a 20 litre capacity convenient carrying handle with contoured grip suitable for a variety of outdoor activities such as camping, fishing and music festivals. 32cm (Diameter) - (37cm Height) Manufactured from robust composite materials. Ideal for anyone living with a disability, health conditions or for those who need support post-surgery.



Need A Loo Excel

LW537 5026637664724

Features: Portable toilet, made from durable & easy to clean polyethylene. Removable bucket with lid and toilet roll holder included. Ideal for anyone living with a disability, health conditions or for those who need support post-surgery.



Portable Flushing Toilet

LW536 5026637665158

Features: Detachable 10Ltr waste tank with large water tank for up to 50 flushes. Double seal valve to protect against leaks and odours. Ideal for camping, campervans, boats or home emergencies. Ideal for anyone living with a disability, health conditions or for those who need support post-surgery.

Folding Shopping Trolley

LWACC31 5026637 626869



Folding Shopping Trolley

LW623 5026637 668586



Folding Alloy Shopping Trolley

LWACC46 5026637627187



GPS Satellite Tracker



Winner of the Auto Express®
Recommended Best Buy Award 2019




Compact & discreet.
Easily fits into pockets, handbags etc.

**Send text message to tracker
to obtain map of the current
location, accurate to 10 metres.**



Waterproof pouch
included



ACCURATE TRACKING FOR



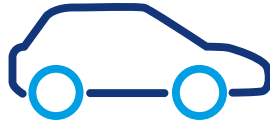
CHILDREN



ELDERLY




MOTORBIKES



CARS & VANS



CARAVANS & MOTORHOMES



BOATS

GPS Satellite Tracker

A fantastic security device for caravans, vehicles and personal use. Great for tracking children and the elderly. Find lost friends and relatives or keep an eye on their location at any time. Operate the tracker using either SMS or with the 'TKStar GPS' Application (available on IOS & Android.)