

# Airbreak Infinity

READ THE INSTRUCTIONS CAREFULLY BEFORE ASSEMBLY AND INSTALLATION



## BEFORE USE

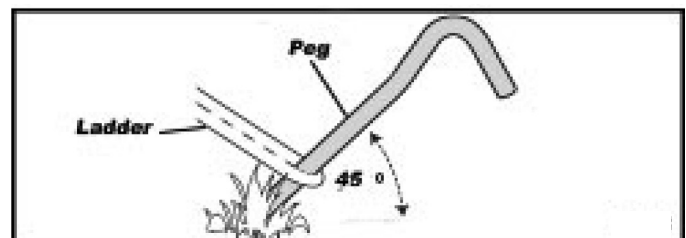

When you first receive your Airbreak check the following is included to avoid inconvenience when fitting.

### Assembly instructions:

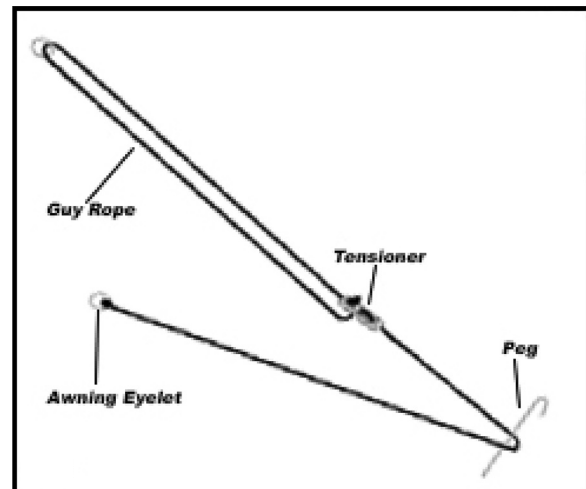
- 1 Ensure the ground is free of stones and other sharp objects. Unpack and familiarise yourself with the Airbreak, laying the Airbreak out flat on the ground before inflation.
- 2 The Airbreak is comprised of three panels fastened by zips. To inflate unscrew each securing cap of the valve and insert the foot pump hose, and using the foot pump begin inflation and fill until all the beams are firm. Replace the securing cap on each valve and tighten until you hear an audible click.

Airbreak (x3 panels)	1 - 480cm x 140cm (total)
Airbreak Peg Bag	1 Bag with 18 pegs
Foot Pump	1
Airbreak carry-bag	1

- 3 Once you are happy with inflation, position the Airbreak as required and peg out using the eyelets along the base of the Airbreak Infinity.



- 4 Finally ensure all of the guy ropes are pegged out using the remaining pegs as this will give the required stability to the Airbreak. Periodically check the guy ropes and adjust if necessary. Also check air beams and if required inflate until firm again.



#### **Additional Panels**

The Airbreak can be expanded using additional panels (sold separately). These are available from your supplier (Part No. LWA57).

#### **Dismantling**

To dismantle the Airbreak Infinity, simply reverse the erection procedure. The beams must be fully deflated and the Airbreak Infinity should be completely dry prior to being carefully rolled and placed back in the carry-bag.

#### **Beam leakages**

Should you experience beam failure, at any point these are easily replaceable, replacements are available from your original supplier.

---

#### **Streetwize:**

Ashburton Road West, Trafford Park,  
Manchester M17 1RY

#### **For product support:**

**E:** support@streetwizeaccessories.com  
**T:** +44 (0)161 447 8597

#### **For trade enquiries:**

**E:** sales@streetwizeaccessories.com  
**T:** +44 (0)161 447 8580

---

[www.streetwizeaccessories.com](http://www.streetwizeaccessories.com)

---

EU Registered address: **Ace Supply Co (Europe) Ltd.** 25 Herbert Place, Dublin 2, D02 A098, ROI.