


Rechargeable, Portable Shower

LW627

PARTS DESCRIPTION




- 1. Shower head
- 2. Rechargeable pump
- 3. Hose (1.8m)
- 4. Shower hook
- 5. USB charging cable (60cm)
- 6. Suction cup hook
- 7. Suction cup

SPECIFICATION

Motor voltage	3.7V
Battery	Rechargeable 2200mAH Lithium battery
Water flow efficiency	2.5L/min
Hose length	1.8 metres

PLEASE READ AND KEEP THESE INSTRUCTIONS CAREFULLY.




1. Before first use, remove grey cap from pump and charge with USB cable supplied. Replace cap once charged.



2. Connect shower head and pump to each end of the hose.



3. To turn on, press button on pump. (Pressing this button again, will also switch the pump off.)



4. Place pump in water. (Pump must be fully submerged to work.)

Streetwize Accessories:

Unit 1, Royce Trading Estate, Ashburton Road West,
Trafford Park, Manchester M17 1RY

Sales enquiries: sales@streetwizeaccessories.com

Technical enquiries: support@streetwizeaccessories.com

Telephone: +44 (0)161 447 8597

www.streetwizeaccessories.com



M17 1RY