



# 12V Digital Air Compressor With Auto Cut Off

SWAC21



**Streetwize Accessories:**

Unit 1, Royce Trading Estate, Ashburton Road West,  
Trafford Park, Manchester M17 1RY

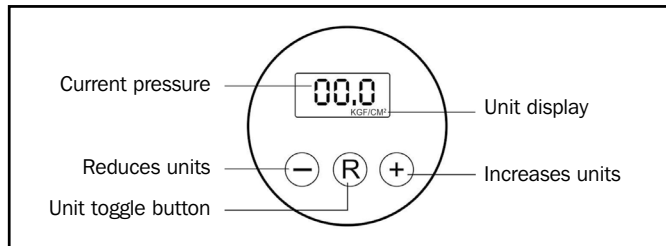
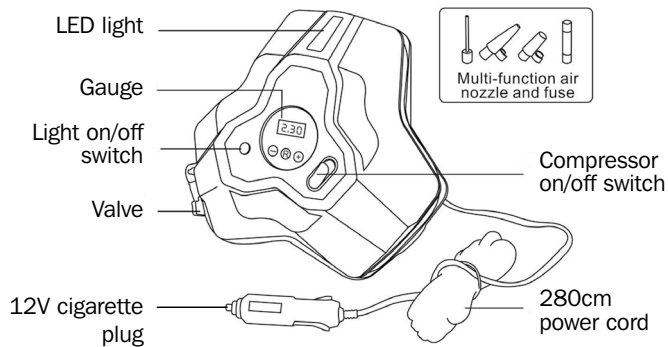
**Sales enquiries:** [sales@streetwizeaccessories.com](mailto:sales@streetwizeaccessories.com)

**Technical enquiries:** +44 161 447 8597  
[support@streetwizeaccessories.com](mailto:support@streetwizeaccessories.com)

[www.streetwizeaccessories.com](http://www.streetwizeaccessories.com)

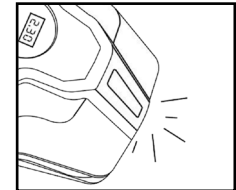
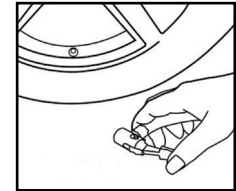
**Please read, follow and keep these instructions.**

**Product Description:**



**Instructions:**

1. Start the car and insert the 12V cigarette plug into your vehicle cigarette socket.
2. Fit the compressor valve onto your tyre valve and lock in place.
3. Set the unit of measurement by pressing 'R' button and the pressure you require by using the +/- buttons. When set, press the compressor switch to ON position to start inflation.
4. Inflation will automatically stop once it reaches the preset value.
5. The compressor has a LED light for use in low light or dark conditions. To use, simply press the light on/off switch on the display.



**WARNING:** This air compressor has around 8 minutes of continuous inflation use. It is recommended to rest for around 10 minutes and restart once the unit has fully cooled. Take extra care with air flow tube, metal parts may become hot when inflating.

**Specification:**

Max Amp	10A
Inflating time from flat to 30psi (195/65R15)	Approx. 6min
Adaptor type	Thumb lock
Display	Digital / LED
Power cable length	280cm
Piston size	22mm
Flow rate	30L