



Universal Fit - Headrest Mount iPad/Tablet Holder

Technical Specification



Size: (H)19cm x (W)25cm x (D)17cm

Maximum extended size: (H)25.5cm

Maximum item size: (H)25cm

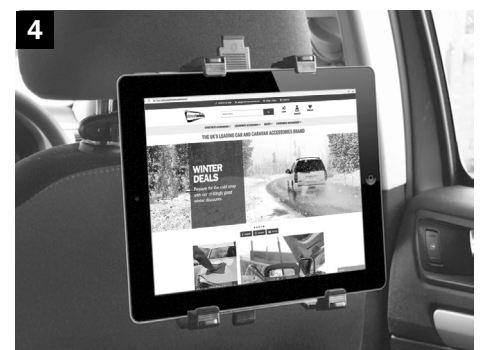
Maximum item weight: 1kg

1. Adjustable headrest clips x2
2. 360° rotating ball joint.
3. Tilt joint.
4. Clip on adjustable arms.
5. Height adjustment securing clip.
6. Adjustable retention feet x4.



Fitting Instructions:

1. Adjust the 2 clips to the width of the headrest support legs, maximum width 180mm.
2. Tighten the screws to secure the headrest mount on the headrest support legs.
3. Insert the adjustable arms on to the securing clip. Push VERY FIRMLY until you here a click, this will ensure the adjustable arms are connected securely to the headrest mount.
4. Undo clip 5, and adjust the arms to correct height of item being used and close to lock. Move the adjustable feet until the device is gripped securely. Loosen the screws to adjust the rotation and tilt and tighten to secure when the device is in the desired position.



Streetwize Accessories:

Unit 1, Royce Trading Estate, Ashburton Road West,
Trafford Park, Manchester M17 1RY

Sales enquiries: sales@streetwizeaccessories.com

Technical enquiries: support@streetwizeaccessories.com

www.streetwizeaccessories.com